

For Project:	Mileham-12th	Dec-28th	Dec
Project Notes:	The Street, Mileham (near the Post Office)		
Location/Name:	Incoming		
Report Generated:	12/28/2019	19:00	
Speed Intervals	5 MPH		
Time Intervals	5		
Traffic Report From	12/05/2019	10:00:00	through 12/28/2019 10:59:59
85th Percentile Speed	33.2 MPH		
85th Percentile Vehicles	27576		
Max Speed	70 MPH	on 12/24/2019	15:25:00
Total Vehicles	32442		
AADT:	1407		

Volumes - weekly counts

Time	5 Day	7 Day
Average Daily	1438	1340
AM Peak 11:00	109	100
PM Peak 04:00	140	119

Speed

Speed Limit:	35
85th Percentile Speed:	33.2
Average Speed:	22.07

	Monday	Tuesday	Wednesday	Thursday	Friday	Saturday	Sunday
Count over limit	376	338	338	357	435	374	270
% over limit	11.7	7.3	11.6	5.3	5.7	13.6	6.0
Avg Speeder	39.7	39.9	39.7	39.3	39.4	40.1	39.8

Day/Time Ending	85th pctl (mph)	85th pctl cnts	Total Cnts	Max Speed	Avg Speeder	% Speeders
05/12/2019 11:00:00	33.3	20	24	45	40.0	8.3%
05/12/2019 12:00:00	34.5	56	66	45	38.1	12.1%
05/12/2019 13:00:00	33.1	51	60	45	38.8	6.7%
05/12/2019 14:00:00	34.6	62	73	50	38.8	11.0%
05/12/2019 15:00:00	34.9	70	82	55	39.8	13.4%
05/12/2019 16:00:00	33.1	130	153	45	38.1	5.2%
05/12/2019 17:00:00	32.7	110	130	45	39.2	4.6%
05/12/2019 18:00:00	34.4	88	103	55	39.5	9.7%
05/12/2019 19:00:00	35.0	54	63	45	38.6	14.3%
05/12/2019 20:00:00	34.7	38	45	45	38.3	13.3%
05/12/2019 21:00:00	35.0	24	28	55	41.3	14.3%
05/12/2019 22:00:00	32.5	28	33	45	39.2	9.1%
05/12/2019 23:00:00	15.6	483	568	40	37.5	0.2%
06/12/2019 00:00:00	16.5	290	341	35	0.0	0.0%
06/12/2019 01:00:00	45.0	3	3	45	42.5	33.3%
06/12/2019 02:00:00	35.0	1	1	35	0.0	0.0%
06/12/2019 03:00:00	0.0	0	0	0	0.0	0.0%
06/12/2019 04:00:00	40.0	1	1	40	37.5	100.0%
06/12/2019 05:00:00	9.4	14	17	45	42.5	5.9%
06/12/2019 06:00:00	40.0	7	8	55	42.5	37.5%
06/12/2019 07:00:00	15.0	340	400	50	40.4	3.0%
06/12/2019 08:00:00	14.3	700	824	45	40.0	0.2%
06/12/2019 09:00:00	33.8	85	100	50	41.3	8.0%
06/12/2019 10:00:00	33.9	71	83	40	37.5	8.4%
06/12/2019 11:00:00	33.9	38	45	45	39.2	6.7%
06/12/2019 12:00:00	33.5	65	77	45	38.3	7.8%
06/12/2019 13:00:00	33.2	65	77	40	37.5	5.2%
06/12/2019 14:00:00	34.3	63	74	40	37.5	9.5%
06/12/2019 15:00:00	33.3	100	118	45	39.5	8.5%
06/12/2019 16:00:00	31.9	102	120	40	37.5	2.5%
06/12/2019 17:00:00	15.2	702	826	40	37.5	0.4%
06/12/2019 18:00:00	33.4	111	131	45	38.8	6.1%
06/12/2019 19:00:00	37.0	33	39	45	39.4	20.5%
06/12/2019 20:00:00	35.0	42	49	55	40.4	14.3%
06/12/2019 21:00:00	40.0	14	17	50	40.6	47.1%
06/12/2019 22:00:00	37.5	9	11	50	40.8	27.3%
06/12/2019 23:00:00	37.5	10	12	45	39.2	25.0%
07/12/2019 00:00:00	35.0	7	8	40	37.5	12.5%
07/12/2019 01:00:00	50.0	8	9	60	52.5	22.2%
07/12/2019 02:00:00	35.0	1	1	35	0.0	0.0%
07/12/2019 03:00:00	0.0	0	0	0	0.0	0.0%
07/12/2019 04:00:00	40.0	1	1	40	37.5	100.0%
07/12/2019 05:00:00	40.0	3	3	40	37.5	100.0%
07/12/2019 06:00:00	45.0	2	2	45	42.5	100.0%
07/12/2019 07:00:00	42.5	8	10	50	42.5	40.0%
07/12/2019 08:00:00	37.5	18	21	50	39.5	23.8%
07/12/2019 09:00:00	34.1	40	47	45	38.8	8.5%
07/12/2019 10:00:00	35.0	37	44	45	38.2	15.9%
07/12/2019 11:00:00	32.7	45	53	40	37.5	1.9%

07/12/2019 12:00:00	32.1	65	76	45	42.5	1.3%
07/12/2019 13:00:00	34.7	58	68	45	39.2	13.2%
07/12/2019 14:00:00	33.8	42	50	55	42.5	8.0%
07/12/2019 15:00:00	34.6	48	57	45	38.9	12.3%
07/12/2019 16:00:00	37.1	52	61	60	40.8	19.7%
07/12/2019 17:00:00	34.5	44	52	55	40.8	11.5%
07/12/2019 18:00:00	36.2	27	32	50	40.0	18.8%
07/12/2019 19:00:00	37.5	29	34	50	41.1	20.6%
07/12/2019 20:00:00	39.0	25	29	60	42.5	27.6%
07/12/2019 21:00:00	42.5	14	16	50	40.0	50.0%
07/12/2019 22:00:00	37.5	10	12	40	37.5	33.3%
07/12/2019 23:00:00	32.5	15	18	45	40.0	11.1%
08/12/2019 00:00:00	45.0	10	12	50	42.5	50.0%
08/12/2019 01:00:00	14.4	127	149	55	45.8	2.0%
08/12/2019 02:00:00	13.7	642	755	40	37.5	0.1%
08/12/2019 03:00:00	16.1	151	178	60	45.8	1.7%
08/12/2019 04:00:00	16.9	119	140	50	47.5	0.7%
08/12/2019 05:00:00	0.0	0	0	0	0.0	0.0%
08/12/2019 06:00:00	40.0	1	1	40	37.5	100.0%
08/12/2019 07:00:00	45.0	3	4	50	45.0	50.0%
08/12/2019 08:00:00	37.5	9	11	50	40.8	27.3%
08/12/2019 09:00:00	33.8	16	19	40	37.5	5.3%
08/12/2019 10:00:00	34.0	56	66	45	39.4	12.1%
08/12/2019 11:00:00	36.1	49	58	45	38.4	19.0%
08/12/2019 12:00:00	34.2	60	70	45	39.5	7.1%
08/12/2019 13:00:00	36.5	62	73	45	38.9	19.2%
08/12/2019 14:00:00	34.7	40	47	55	40.0	12.8%
08/12/2019 15:00:00	34.3	45	53	45	38.5	9.4%
08/12/2019 16:00:00	34.1	39	46	45	39.2	6.5%
08/12/2019 17:00:00	26.7	144	170	45	40.0	1.2%
08/12/2019 18:00:00	33.3	35	41	45	39.2	7.3%
08/12/2019 19:00:00	34.0	26	31	60	43.8	12.9%
08/12/2019 20:00:00	34.5	20	24	40	37.5	12.5%
08/12/2019 21:00:00	37.5	10	12	55	42.5	25.0%
08/12/2019 22:00:00	45.0	7	8	50	45.0	25.0%
08/12/2019 23:00:00	35.0	4	5	40	37.5	20.0%
09/12/2019 00:00:00	0.0	0	0	0	0.0	0.0%
09/12/2019 01:00:00	30.0	2	2	30	0.0	0.0%
09/12/2019 02:00:00	0.0	0	0	0	0.0	0.0%
09/12/2019 03:00:00	0.0	0	0	0	0.0	0.0%
09/12/2019 04:00:00	45.0	1	1	45	42.5	100.0%
09/12/2019 05:00:00	0.0	0	0	0	0.0	0.0%
09/12/2019 06:00:00	40.0	14	16	45	40.0	25.0%
09/12/2019 07:00:00	46.7	24	28	55	43.3	42.9%
09/12/2019 08:00:00	37.0	66	78	45	38.3	23.1%
09/12/2019 09:00:00	33.4	87	102	45	40.0	5.9%
09/12/2019 10:00:00	33.8	70	82	50	40.5	6.1%
09/12/2019 11:00:00	33.7	54	63	40	37.5	4.8%
09/12/2019 12:00:00	31.8	59	69	45	39.2	4.3%
09/12/2019 13:00:00	33.6	58	68	45	38.3	8.8%

09/12/2019 14:00:00	33.3	62	73	40	37.5	4.1%
09/12/2019 15:00:00	32.9	54	64	50	42.5	4.7%
09/12/2019 16:00:00	32.7	102	120	40	37.5	1.7%
09/12/2019 17:00:00	33.6	78	92	50	39.2	6.5%
09/12/2019 18:00:00	34.0	79	93	50	39.6	7.5%
09/12/2019 19:00:00	37.7	48	57	50	39.5	26.3%
09/12/2019 20:00:00	40.0	17	20	50	41.5	25.0%
09/12/2019 21:00:00	38.3	19	22	45	38.2	31.8%
09/12/2019 22:00:00	38.9	14	17	45	38.0	58.8%
09/12/2019 23:00:00	40.0	6	7	45	40.0	28.6%
10/12/2019 00:00:00	40.0	3	3	40	37.5	33.3%
10/12/2019 01:00:00	40.0	3	3	40	37.5	33.3%
10/12/2019 02:00:00	0.0	0	0	0	0.0	0.0%
10/12/2019 03:00:00	0.0	0	0	0	0.0	0.0%
10/12/2019 04:00:00	45.0	2	2	45	40.0	100.0%
10/12/2019 05:00:00	0.0	0	0	0	0.0	0.0%
10/12/2019 06:00:00	40.0	3	4	50	42.5	50.0%
10/12/2019 07:00:00	40.0	23	27	60	44.6	25.9%
10/12/2019 08:00:00	35.8	76	90	50	39.1	17.8%
10/12/2019 09:00:00	33.7	87	102	40	37.5	7.8%
10/12/2019 10:00:00	32.4	78	92	45	38.8	4.3%
10/12/2019 11:00:00	32.9	52	61	45	39.2	4.9%
10/12/2019 12:00:00	20.5	263	309	35	0.0	0.0%
10/12/2019 13:00:00	28.3	179	211	50	40.0	2.8%
10/12/2019 14:00:00	33.9	47	55	45	38.8	7.3%
10/12/2019 15:00:00	33.8	65	77	45	39.5	6.5%
10/12/2019 16:00:00	33.0	85	100	40	37.5	5.0%
10/12/2019 17:00:00	33.6	88	104	45	38.8	3.8%
10/12/2019 18:00:00	35.0	80	94	50	39.6	14.9%
10/12/2019 19:00:00	35.7	44	52	45	38.6	17.3%
10/12/2019 20:00:00	29.7	72	85	60	45.0	4.7%
10/12/2019 21:00:00	16.4	346	407	40	37.5	1.0%
10/12/2019 22:00:00	14.4	105	124	45	38.5	4.0%
10/12/2019 23:00:00	43.3	8	9	45	41.3	44.4%
11/12/2019 00:00:00	40.0	7	8	45	38.8	50.0%
11/12/2019 01:00:00	35.0	1	1	35	0.0	0.0%
11/12/2019 02:00:00	0.0	0	0	0	0.0	0.0%
11/12/2019 03:00:00	0.0	0	0	0	0.0	0.0%
11/12/2019 04:00:00	45.0	2	2	45	40.0	100.0%
11/12/2019 05:00:00	0.0	0	0	0	0.0	0.0%
11/12/2019 06:00:00	45.0	4	5	50	45.0	40.0%
11/12/2019 07:00:00	43.3	22	26	50	40.8	57.7%
11/12/2019 08:00:00	37.3	69	81	50	39.4	22.2%
11/12/2019 09:00:00	34.1	82	96	45	38.9	7.3%
11/12/2019 10:00:00	33.9	76	89	40	37.5	6.7%
11/12/2019 11:00:00	33.5	46	54	40	37.5	3.7%
11/12/2019 12:00:00	33.8	58	68	40	37.5	8.8%
11/12/2019 13:00:00	33.1	54	64	45	38.5	7.8%
11/12/2019 14:00:00	33.6	55	65	40	37.5	4.6%
11/12/2019 15:00:00	33.2	67	79	40	37.5	3.8%

11/12/2019 16:00:00	34.1	104	122	50	39.8	10.7%
11/12/2019 17:00:00	33.8	83	98	50	38.8	8.2%
11/12/2019 18:00:00	31.6	152	179	50	41.8	3.9%
11/12/2019 19:00:00	34.4	53	62	55	41.5	8.1%
11/12/2019 20:00:00	38.3	39	46	55	41.1	23.9%
11/12/2019 21:00:00	38.8	16	19	55	41.7	31.6%
11/12/2019 22:00:00	37.5	20	23	50	39.5	21.7%
11/12/2019 23:00:00	40.0	8	9	50	40.0	44.4%
12/12/2019 00:00:00	37.5	3	4	40	37.5	50.0%
12/12/2019 01:00:00	40.0	5	6	45	40.0	33.3%
12/12/2019 02:00:00	0.0	0	0	0	0.0	0.0%
12/12/2019 03:00:00	45.0	1	1	45	42.5	100.0%
12/12/2019 04:00:00	40.0	2	2	40	37.5	50.0%
12/12/2019 05:00:00	0.0	0	0	0	0.0	0.0%
12/12/2019 06:00:00	45.0	3	4	50	44.2	75.0%
12/12/2019 07:00:00	35.0	21	25	50	41.3	16.0%
12/12/2019 08:00:00	34.5	80	94	50	39.3	11.7%
12/12/2019 09:00:00	32.7	82	97	40	37.5	3.1%
12/12/2019 10:00:00	33.3	71	83	50	40.8	3.6%
12/12/2019 11:00:00	33.5	58	68	40	37.5	1.5%
12/12/2019 12:00:00	33.3	63	74	40	37.5	5.4%
12/12/2019 13:00:00	29.5	152	179	50	39.4	4.5%
12/12/2019 14:00:00	32.6	68	80	50	42.5	2.5%
12/12/2019 15:00:00	29.7	125	147	45	38.8	2.7%
12/12/2019 16:00:00	30.3	130	153	40	37.5	3.9%
12/12/2019 17:00:00	26.1	289	340	45	41.5	1.5%
12/12/2019 18:00:00	29.4	205	241	55	39.6	2.9%
12/12/2019 19:00:00	10.0	309	363	45	38.3	1.7%
12/12/2019 20:00:00	9.8	196	230	45	40.0	1.7%
12/12/2019 21:00:00	9.8	452	532	45	40.8	0.6%
12/12/2019 22:00:00	35.0	13	15	40	37.5	13.3%
12/12/2019 23:00:00	35.0	9	11	40	37.5	18.2%
13/12/2019 00:00:00	37.5	4	5	40	37.5	40.0%
13/12/2019 01:00:00	0.0	0	0	0	0.0	0.0%
13/12/2019 02:00:00	45.0	1	1	45	42.5	100.0%
13/12/2019 03:00:00	0.0	0	0	0	0.0	0.0%
13/12/2019 04:00:00	0.0	0	0	0	0.0	0.0%
13/12/2019 05:00:00	0.0	0	0	0	0.0	0.0%
13/12/2019 06:00:00	40.0	6	7	45	38.8	57.1%
13/12/2019 07:00:00	38.8	25	29	50	39.0	34.5%
13/12/2019 08:00:00	34.4	61	72	45	40.0	11.1%
13/12/2019 09:00:00	34.2	74	87	45	38.1	9.2%
13/12/2019 10:00:00	33.9	60	70	45	40.0	2.9%
13/12/2019 11:00:00	33.8	56	66	50	39.5	7.6%
13/12/2019 12:00:00	34.4	60	70	40	37.5	10.0%
13/12/2019 13:00:00	33.2	54	63	40	37.5	3.2%
13/12/2019 14:00:00	35.6	58	68	45	38.9	16.2%
13/12/2019 15:00:00	33.3	71	84	50	40.5	6.0%
13/12/2019 16:00:00	33.1	116	137	45	38.3	4.4%
13/12/2019 17:00:00	34.4	88	103	40	37.5	9.7%

13/12/2019 18:00:00	35.0	74	87	45	38.7	14.9%
13/12/2019 19:00:00	36.9	65	77	50	39.0	22.1%
13/12/2019 20:00:00	41.2	32	38	60	42.5	36.8%
13/12/2019 21:00:00	38.3	18	21	50	40.5	23.8%
13/12/2019 22:00:00	35.0	15	18	45	39.2	16.7%
13/12/2019 23:00:00	38.3	15	18	55	41.5	27.8%
14/12/2019 00:00:00	33.3	8	10	40	37.5	10.0%
14/12/2019 01:00:00	35.0	3	4	40	37.5	25.0%
14/12/2019 02:00:00	50.0	3	3	50	42.5	66.7%
14/12/2019 03:00:00	45.0	2	2	45	40.0	100.0%
14/12/2019 04:00:00	50.0	2	2	50	47.5	50.0%
14/12/2019 05:00:00	0.0	0	0	0	0.0	0.0%
14/12/2019 06:00:00	40.0	3	3	40	37.5	33.3%
14/12/2019 07:00:00	35.0	6	7	40	37.5	14.3%
14/12/2019 08:00:00	40.0	14	17	50	42.5	23.5%
14/12/2019 09:00:00	36.7	38	45	45	39.2	20.0%
14/12/2019 10:00:00	33.4	38	45	40	37.5	4.4%
14/12/2019 11:00:00	33.3	53	62	40	37.5	3.2%
14/12/2019 12:00:00	33.4	92	108	40	37.5	6.5%
14/12/2019 13:00:00	35.5	60	70	40	37.5	15.7%
14/12/2019 14:00:00	36.4	59	69	50	38.7	18.8%
14/12/2019 15:00:00	35.8	37	43	45	38.2	16.3%
14/12/2019 16:00:00	33.3	51	60	45	39.2	5.0%
14/12/2019 17:00:00	36.9	53	62	45	37.9	22.6%
14/12/2019 18:00:00	38.0	34	40	60	41.4	22.5%
14/12/2019 19:00:00	38.8	29	34	50	39.8	32.4%
14/12/2019 20:00:00	42.5	23	27	50	40.6	48.1%
14/12/2019 21:00:00	38.3	11	13	50	40.0	30.8%
14/12/2019 22:00:00	9.8	136	160	50	43.8	2.5%
14/12/2019 23:00:00	9.5	174	205	40	37.5	0.5%
15/12/2019 00:00:00	40.0	11	13	50	42.5	23.1%
15/12/2019 01:00:00	12.9	176	207	50	42.5	1.0%
15/12/2019 02:00:00	14.0	43	51	40	37.5	2.0%
15/12/2019 03:00:00	17.9	154	181	25	0.0	0.0%
15/12/2019 04:00:00	13.3	56	66	20	0.0	0.0%
15/12/2019 05:00:00	40.0	1	1	40	37.5	100.0%
15/12/2019 06:00:00	35.0	2	2	35	0.0	0.0%
15/12/2019 07:00:00	33.3	4	5	35	0.0	0.0%
15/12/2019 08:00:00	38.3	12	14	45	38.8	28.6%
15/12/2019 09:00:00	40.0	16	19	50	40.8	31.6%
15/12/2019 10:00:00	34.2	35	41	45	40.8	7.3%
15/12/2019 11:00:00	34.2	54	63	40	37.5	7.9%
15/12/2019 12:00:00	34.1	57	67	40	37.5	6.0%
15/12/2019 13:00:00	34.8	58	68	45	39.7	13.2%
15/12/2019 14:00:00	34.3	54	64	40	37.5	7.8%
15/12/2019 15:00:00	35.0	40	47	45	38.2	14.9%
15/12/2019 16:00:00	34.5	48	56	45	39.2	10.7%
15/12/2019 17:00:00	35.7	41	48	50	38.8	16.7%
15/12/2019 18:00:00	39.2	30	35	50	40.0	28.6%
15/12/2019 19:00:00	36.7	19	22	55	41.3	18.2%

15/12/2019 20:00:00	37.0	14	17	40	37.5	29.4%
15/12/2019 21:00:00	37.5	8	9	40	37.5	22.2%
15/12/2019 22:00:00	31.2	54	63	45	39.2	4.8%
15/12/2019 23:00:00	11.9	145	171	50	42.5	1.2%
16/12/2019 00:00:00	12.6	494	581	35	0.0	0.0%
16/12/2019 01:00:00	50.0	3	3	50	47.5	33.3%
16/12/2019 02:00:00	0.0	0	0	0	0.0	0.0%
16/12/2019 03:00:00	0.0	0	0	0	0.0	0.0%
16/12/2019 04:00:00	40.0	1	1	40	37.5	100.0%
16/12/2019 05:00:00	45.0	1	1	45	42.5	100.0%
16/12/2019 06:00:00	40.0	4	5	45	39.2	60.0%
16/12/2019 07:00:00	42.0	22	26	60	41.6	42.3%
16/12/2019 08:00:00	33.4	66	78	55	42.5	5.1%
16/12/2019 09:00:00	33.2	98	115	45	40.0	5.2%
16/12/2019 10:00:00	34.4	60	70	45	38.2	10.0%
16/12/2019 11:00:00	33.8	71	84	45	39.5	6.0%
16/12/2019 12:00:00	33.9	60	70	45	38.5	7.1%
16/12/2019 13:00:00	33.9	58	68	45	38.3	8.8%
16/12/2019 14:00:00	34.2	71	84	40	37.5	9.5%
16/12/2019 15:00:00	33.4	73	86	50	40.5	5.8%
16/12/2019 16:00:00	32.4	89	105	40	37.5	1.9%
16/12/2019 17:00:00	33.8	93	109	55	39.3	10.1%
16/12/2019 18:00:00	35.9	71	84	45	38.8	17.9%
16/12/2019 19:00:00	38.3	41	48	45	39.8	22.9%
16/12/2019 20:00:00	39.3	30	35	55	40.7	31.4%
16/12/2019 21:00:00	38.0	21	25	45	38.9	28.0%
16/12/2019 22:00:00	35.0	12	14	55	45.0	14.3%
16/12/2019 23:00:00	42.5	6	7	45	42.5	28.6%
17/12/2019 00:00:00	35.0	3	3	35	0.0	0.0%
17/12/2019 01:00:00	45.0	1	1	45	42.5	100.0%
17/12/2019 02:00:00	50.0	1	1	50	47.5	100.0%
17/12/2019 03:00:00	40.0	2	2	40	37.5	50.0%
17/12/2019 04:00:00	40.0	1	1	40	37.5	100.0%
17/12/2019 05:00:00	0.0	0	0	0	0.0	0.0%
17/12/2019 06:00:00	40.0	9	11	50	40.5	45.5%
17/12/2019 07:00:00	40.0	18	21	45	39.2	42.9%
17/12/2019 08:00:00	36.9	62	73	50	40.7	19.2%
17/12/2019 09:00:00	33.2	73	86	45	38.8	4.7%
17/12/2019 10:00:00	33.0	63	74	40	37.5	1.4%
17/12/2019 11:00:00	33.8	60	71	45	39.5	7.0%
17/12/2019 12:00:00	32.6	73	86	40	37.5	1.2%
17/12/2019 13:00:00	34.2	52	61	40	37.5	9.8%
17/12/2019 14:00:00	34.6	60	71	45	38.6	12.7%
17/12/2019 15:00:00	34.2	56	66	50	40.4	10.6%
17/12/2019 16:00:00	33.7	92	108	40	37.5	7.4%
17/12/2019 17:00:00	33.9	90	106	50	40.0	7.5%
17/12/2019 18:00:00	30.4	176	207	55	41.5	2.4%
17/12/2019 19:00:00	35.0	55	65	50	39.0	15.4%
17/12/2019 20:00:00	38.1	46	54	55	39.7	29.6%
17/12/2019 21:00:00	34.4	11	13	40	37.5	7.7%

17/12/2019 22:00:00	41.7	12	14	45	42.5	21.4%
17/12/2019 23:00:00	33.8	9	11	35	0.0	0.0%
18/12/2019 00:00:00	45.0	1	1	45	42.5	100.0%
18/12/2019 01:00:00	30.0	2	2	30	0.0	0.0%
18/12/2019 02:00:00	45.0	2	2	45	42.5	50.0%
18/12/2019 03:00:00	0.0	0	0	0	0.0	0.0%
18/12/2019 04:00:00	45.0	2	2	45	40.0	100.0%
18/12/2019 05:00:00	0.0	0	0	0	0.0	0.0%
18/12/2019 06:00:00	40.0	5	6	55	41.3	66.7%
18/12/2019 07:00:00	39.0	17	20	45	38.9	35.0%
18/12/2019 08:00:00	34.5	57	67	45	38.2	10.4%
18/12/2019 09:00:00	34.3	87	102	45	38.0	9.8%
18/12/2019 10:00:00	34.2	61	72	40	37.5	9.7%
18/12/2019 11:00:00	33.3	49	58	35	0.0	0.0%
18/12/2019 12:00:00	33.4	88	103	45	39.2	2.9%
18/12/2019 13:00:00	34.0	113	133	55	41.3	9.0%
18/12/2019 14:00:00	34.3	92	108	50	40.6	12.0%
18/12/2019 15:00:00	33.5	108	127	45	38.9	5.5%
18/12/2019 16:00:00	33.8	127	149	40	37.5	6.0%
18/12/2019 17:00:00	33.7	93	109	40	37.5	5.5%
18/12/2019 18:00:00	34.5	86	101	50	38.9	10.9%
18/12/2019 19:00:00	36.8	56	66	65	40.4	21.2%
18/12/2019 20:00:00	37.1	36	42	45	38.6	21.4%
18/12/2019 21:00:00	40.0	26	30	55	43.5	16.7%
18/12/2019 22:00:00	37.5	24	28	45	39.2	21.4%
18/12/2019 23:00:00	38.3	20	24	50	40.8	25.0%
19/12/2019 00:00:00	30.0	26	30	45	40.8	10.0%
19/12/2019 01:00:00	9.4	259	305	40	37.5	0.3%
19/12/2019 02:00:00	45.0	2	2	45	40.0	100.0%
19/12/2019 03:00:00	9.3	46	54	35	0.0	0.0%
19/12/2019 04:00:00	9.3	162	191	15	0.0	0.0%
19/12/2019 05:00:00	42.5	5	6	45	42.5	33.3%
19/12/2019 06:00:00	45.0	8	9	55	42.5	55.6%
19/12/2019 07:00:00	43.0	18	21	50	41.0	47.6%
19/12/2019 08:00:00	36.2	68	80	45	39.6	17.5%
19/12/2019 09:00:00	33.5	78	92	40	37.5	5.4%
19/12/2019 10:00:00	34.0	66	78	40	37.5	9.0%
19/12/2019 11:00:00	36.7	53	62	55	39.6	19.4%
19/12/2019 12:00:00	33.4	64	75	40	37.5	2.7%
19/12/2019 13:00:00	33.5	71	84	40	37.5	7.1%
19/12/2019 14:00:00	33.6	62	73	40	37.5	4.1%
19/12/2019 15:00:00	33.6	60	71	50	40.0	5.6%
19/12/2019 16:00:00	32.2	101	119	40	37.5	0.8%
19/12/2019 17:00:00	32.0	105	123	45	39.2	2.4%
19/12/2019 18:00:00	34.7	76	89	45	38.0	12.4%
19/12/2019 19:00:00	35.9	66	78	50	38.9	17.9%
19/12/2019 20:00:00	37.5	38	45	60	42.0	22.2%
19/12/2019 21:00:00	37.5	20	23	50	41.3	17.4%
19/12/2019 22:00:00	35.0	26	30	50	42.5	13.3%
19/12/2019 23:00:00	30.0	18	21	40	37.5	4.8%

20/12/2019 00:00:00	9.8	30	35	35	0.0	0.0%
20/12/2019 01:00:00	9.8	44	52	45	40.0	3.8%
20/12/2019 02:00:00	30.0	1	1	30	0.0	0.0%
20/12/2019 03:00:00	0.0	0	0	0	0.0	0.0%
20/12/2019 04:00:00	55.0	2	2	55	45.0	100.0%
20/12/2019 05:00:00	35.0	1	1	35	0.0	0.0%
20/12/2019 06:00:00	37.5	3	4	40	37.5	50.0%
20/12/2019 07:00:00	41.7	19	22	55	40.8	40.9%
20/12/2019 08:00:00	35.6	48	56	50	38.6	16.1%
20/12/2019 09:00:00	33.4	88	103	40	37.5	3.9%
20/12/2019 10:00:00	34.7	47	55	40	37.5	12.7%
20/12/2019 11:00:00	32.6	92	108	45	40.5	4.6%
20/12/2019 12:00:00	14.4	309	363	45	40.0	1.1%
20/12/2019 13:00:00	34.0	72	85	40	37.5	8.2%
20/12/2019 14:00:00	14.1	268	315	50	40.0	1.3%
20/12/2019 15:00:00	29.4	196	230	55	41.3	1.7%
20/12/2019 16:00:00	28.3	254	299	45	39.2	1.0%
20/12/2019 17:00:00	33.0	122	144	45	38.3	8.3%
20/12/2019 18:00:00	33.8	80	94	50	40.4	7.4%
20/12/2019 19:00:00	27.1	181	213	45	40.0	1.9%
20/12/2019 20:00:00	11.2	409	481	40	37.5	0.4%
20/12/2019 21:00:00	36.7	34	40	50	39.4	20.0%
20/12/2019 22:00:00	36.7	13	15	40	37.5	20.0%
20/12/2019 23:00:00	41.7	12	14	45	40.0	42.9%
21/12/2019 00:00:00	38.3	10	12	45	38.8	33.3%
21/12/2019 01:00:00	47.5	4	5	50	45.0	80.0%
21/12/2019 02:00:00	45.0	3	3	45	39.2	100.0%
21/12/2019 03:00:00	0.0	0	0	0	0.0	0.0%
21/12/2019 04:00:00	45.0	2	2	45	42.5	50.0%
21/12/2019 05:00:00	0.0	0	0	0	0.0	0.0%
21/12/2019 06:00:00	55.0	3	3	55	45.0	66.7%
21/12/2019 07:00:00	45.0	3	4	55	47.5	50.0%
21/12/2019 08:00:00	40.0	23	27	45	41.5	18.5%
21/12/2019 09:00:00	25.7	144	170	45	38.2	4.1%
21/12/2019 10:00:00	33.4	57	67	45	40.0	3.0%
21/12/2019 11:00:00	34.0	54	63	50	41.5	7.9%
21/12/2019 12:00:00	36.4	55	65	45	38.3	20.0%
21/12/2019 13:00:00	34.0	55	65	50	41.5	7.7%
21/12/2019 14:00:00	36.4	51	60	45	39.3	18.3%
21/12/2019 15:00:00	36.7	38	45	50	39.7	20.0%
21/12/2019 16:00:00	33.9	51	60	45	38.8	6.7%
21/12/2019 17:00:00	35.6	45	53	45	38.1	17.0%
21/12/2019 18:00:00	34.7	42	49	45	38.3	12.2%
21/12/2019 19:00:00	35.0	23	27	50	40.0	14.8%
21/12/2019 20:00:00	41.7	20	23	55	40.8	39.1%
21/12/2019 21:00:00	35.0	14	17	50	44.2	17.6%
21/12/2019 22:00:00	37.5	12	14	55	42.5	21.4%
21/12/2019 23:00:00	37.5	6	7	40	37.5	28.6%
22/12/2019 00:00:00	40.0	8	10	55	42.5	40.0%
22/12/2019 01:00:00	35.0	3	3	35	0.0	0.0%

22/12/2019 02:00:00	40.0	3	4	45	39.2	75.0%
22/12/2019 03:00:00	34.2	6	7	35	0.0	0.0%
22/12/2019 04:00:00	45.0	2	2	45	42.5	50.0%
22/12/2019 05:00:00	45.0	3	4	50	42.5	75.0%
22/12/2019 06:00:00	35.0	1	1	35	0.0	0.0%
22/12/2019 07:00:00	35.0	4	5	50	47.5	20.0%
22/12/2019 08:00:00	40.0	9	11	50	44.2	27.3%
22/12/2019 09:00:00	36.7	14	16	40	37.5	18.8%
22/12/2019 10:00:00	34.1	31	36	40	37.5	8.3%
22/12/2019 11:00:00	35.6	54	64	50	39.3	17.2%
22/12/2019 12:00:00	33.1	74	87	40	37.5	3.4%
22/12/2019 13:00:00	34.6	51	60	45	38.2	11.7%
22/12/2019 14:00:00	34.2	54	63	50	41.5	7.9%
22/12/2019 15:00:00	33.8	44	52	40	37.5	7.7%
22/12/2019 16:00:00	37.1	54	64	50	38.8	23.4%
22/12/2019 17:00:00	33.9	31	36	55	45.0	5.6%
22/12/2019 18:00:00	37.5	43	51	50	39.6	23.5%
22/12/2019 19:00:00	37.0	28	33	55	41.1	21.2%
22/12/2019 20:00:00	37.5	14	16	45	39.2	18.8%
22/12/2019 21:00:00	37.5	20	23	45	40.0	17.4%
22/12/2019 22:00:00	37.5	12	14	45	39.2	21.4%
22/12/2019 23:00:00	40.0	6	7	55	41.3	57.1%
23/12/2019 00:00:00	60.0	3	3	60	57.5	33.3%
23/12/2019 01:00:00	30.0	1	1	30	0.0	0.0%
23/12/2019 02:00:00	0.0	0	0	0	0.0	0.0%
23/12/2019 03:00:00	0.0	0	0	0	0.0	0.0%
23/12/2019 04:00:00	0.0	0	0	0	0.0	0.0%
23/12/2019 05:00:00	35.0	1	1	35	0.0	0.0%
23/12/2019 06:00:00	42.5	4	5	45	42.5	40.0%
23/12/2019 07:00:00	45.0	13	15	55	43.8	53.3%
23/12/2019 08:00:00	36.7	36	42	50	39.4	19.0%
23/12/2019 09:00:00	34.4	56	66	60	41.1	10.6%
23/12/2019 10:00:00	35.9	61	72	50	38.7	18.1%
23/12/2019 11:00:00	33.6	61	72	50	39.5	6.9%
23/12/2019 12:00:00	33.5	55	65	55	44.2	4.6%
23/12/2019 13:00:00	34.2	73	86	40	37.5	9.3%
23/12/2019 14:00:00	34.1	65	77	50	39.2	7.8%
23/12/2019 15:00:00	34.4	55	65	40	37.5	9.2%
23/12/2019 16:00:00	33.7	80	94	45	38.9	7.4%
23/12/2019 17:00:00	34.3	60	71	55	41.3	11.3%
23/12/2019 18:00:00	34.1	89	105	45	40.0	9.5%
23/12/2019 19:00:00	37.0	61	72	50	39.8	20.8%
23/12/2019 20:00:00	38.9	33	39	55	39.8	33.3%
23/12/2019 21:00:00	36.2	21	25	45	38.5	20.0%
23/12/2019 22:00:00	40.0	12	14	45	40.8	21.4%
23/12/2019 23:00:00	40.0	10	12	45	39.2	50.0%
24/12/2019 00:00:00	33.8	6	7	35	0.0	0.0%
24/12/2019 01:00:00	30.0	2	2	30	0.0	0.0%
24/12/2019 02:00:00	45.0	3	3	45	39.2	100.0%
24/12/2019 03:00:00	0.0	0	0	0	0.0	0.0%

24/12/2019 04:00:00	9.7	139	163	35	0.0	0.0%
24/12/2019 05:00:00	9.4	103	121	45	42.5	0.8%
24/12/2019 06:00:00	45.0	4	5	50	44.2	60.0%
24/12/2019 07:00:00	45.0	8	9	50	42.5	33.3%
24/12/2019 08:00:00	38.0	24	28	50	39.6	25.0%
24/12/2019 09:00:00	34.3	32	38	45	38.8	10.5%
24/12/2019 10:00:00	34.4	56	66	45	40.0	12.1%
24/12/2019 11:00:00	25.6	236	278	40	37.5	1.8%
24/12/2019 12:00:00	28.4	168	198	45	38.8	2.0%
24/12/2019 13:00:00	34.6	53	62	45	38.2	11.3%
24/12/2019 14:00:00	33.1	76	90	45	38.8	4.4%
24/12/2019 15:00:00	34.8	65	76	45	38.0	13.2%
24/12/2019 16:00:00	34.0	69	81	70	45.4	8.6%
24/12/2019 17:00:00	36.0	48	57	50	40.5	17.5%
24/12/2019 18:00:00	40.0	36	42	65	44.2	28.6%
24/12/2019 19:00:00	38.8	25	29	55	39.5	34.5%
24/12/2019 20:00:00	36.7	18	21	50	40.0	19.0%
24/12/2019 21:00:00	33.3	14	17	40	37.5	5.9%
24/12/2019 22:00:00	40.0	10	12	45	40.0	33.3%
24/12/2019 23:00:00	34.0	8	10	60	57.5	10.0%
25/12/2019 00:00:00	40.0	5	6	45	40.0	33.3%
25/12/2019 01:00:00	40.0	3	3	40	37.5	33.3%
25/12/2019 02:00:00	35.0	3	3	35	0.0	0.0%
25/12/2019 03:00:00	0.0	0	0	0	0.0	0.0%
25/12/2019 04:00:00	0.0	0	0	0	0.0	0.0%
25/12/2019 05:00:00	35.0	1	1	35	0.0	0.0%
25/12/2019 06:00:00	30.0	1	1	30	0.0	0.0%
25/12/2019 07:00:00	45.0	1	1	45	42.5	100.0%
25/12/2019 08:00:00	40.0	8	9	50	40.0	44.4%
25/12/2019 09:00:00	35.0	8	9	45	42.5	11.1%
25/12/2019 10:00:00	35.0	17	20	40	37.5	15.0%
25/12/2019 11:00:00	39.4	42	49	55	40.2	30.6%
25/12/2019 12:00:00	34.6	40	47	40	37.5	10.6%
25/12/2019 13:00:00	35.0	29	34	50	40.5	14.7%
25/12/2019 14:00:00	34.4	26	30	45	42.5	10.0%
25/12/2019 15:00:00	40.0	14	17	45	39.6	41.2%
25/12/2019 16:00:00	33.8	20	24	40	37.5	8.3%
25/12/2019 17:00:00	35.0	20	24	45	40.0	16.7%
25/12/2019 18:00:00	32.5	15	18	35	0.0	0.0%
25/12/2019 19:00:00	42.5	12	14	55	41.7	42.9%
25/12/2019 20:00:00	34.5	16	19	50	42.5	10.5%
25/12/2019 21:00:00	33.8	11	13	40	37.5	7.7%
25/12/2019 22:00:00	35.0	20	23	45	39.2	13.0%
25/12/2019 23:00:00	35.0	9	11	40	37.5	18.2%
26/12/2019 00:00:00	35.0	6	7	40	37.5	14.3%
26/12/2019 01:00:00	35.0	3	3	35	0.0	0.0%
26/12/2019 02:00:00	0.0	0	0	0	0.0	0.0%
26/12/2019 03:00:00	35.0	1	1	35	0.0	0.0%
26/12/2019 04:00:00	0.0	0	0	0	0.0	0.0%
26/12/2019 05:00:00	30.0	1	1	30	0.0	0.0%

26/12/2019 06:00:00	35.0	1	1	35	0.0	0.0%
26/12/2019 07:00:00	45.0	3	3	45	42.5	66.7%
26/12/2019 08:00:00	45.0	7	8	55	47.5	25.0%
26/12/2019 09:00:00	35.0	14	17	40	37.5	17.6%
26/12/2019 10:00:00	36.7	22	26	40	37.5	23.1%
26/12/2019 11:00:00	37.1	33	39	45	38.6	23.1%
26/12/2019 12:00:00	35.0	42	49	45	38.2	14.3%
26/12/2019 13:00:00	33.8	37	43	40	37.5	7.0%
26/12/2019 14:00:00	34.4	32	38	40	37.5	10.5%
26/12/2019 15:00:00	33.6	28	33	40	37.5	6.1%
26/12/2019 16:00:00	34.7	38	45	45	40.0	13.3%
26/12/2019 17:00:00	33.2	40	47	40	37.5	2.1%
26/12/2019 18:00:00	36.2	20	23	40	37.5	17.4%
26/12/2019 19:00:00	43.8	11	13	50	43.5	38.5%
26/12/2019 20:00:00	38.3	31	36	60	40.8	25.0%
26/12/2019 21:00:00	36.0	21	25	40	37.5	20.0%
26/12/2019 22:00:00	33.8	10	12	40	37.5	8.3%
26/12/2019 23:00:00	35.0	5	6	40	37.5	16.7%
27/12/2019 00:00:00	40.0	3	4	45	40.0	50.0%
27/12/2019 01:00:00	45.0	2	2	45	42.5	50.0%
27/12/2019 02:00:00	40.0	3	3	40	37.5	33.3%
27/12/2019 03:00:00	0.0	0	0	0	0.0	0.0%
27/12/2019 04:00:00	0.0	0	0	0	0.0	0.0%
27/12/2019 05:00:00	35.0	1	1	35	0.0	0.0%
27/12/2019 06:00:00	45.0	4	5	55	44.2	60.0%
27/12/2019 07:00:00	40.0	9	11	55	41.5	45.5%
27/12/2019 08:00:00	36.7	15	18	45	38.8	22.2%
27/12/2019 09:00:00	34.4	25	29	55	44.2	10.3%
27/12/2019 10:00:00	33.4	42	49	40	37.5	4.1%
27/12/2019 11:00:00	33.2	55	65	45	38.8	6.2%
27/12/2019 12:00:00	33.3	59	69	40	37.5	2.9%
27/12/2019 13:00:00	33.4	66	78	40	37.5	2.6%
27/12/2019 14:00:00	38.0	37	43	50	40.3	20.9%
27/12/2019 15:00:00	33.5	62	73	50	41.3	5.5%
27/12/2019 16:00:00	34.5	52	61	45	38.2	11.5%
27/12/2019 17:00:00	34.3	54	64	45	38.2	10.9%
27/12/2019 18:00:00	36.7	61	72	50	39.6	19.4%
27/12/2019 19:00:00	35.0	42	49	45	38.9	14.3%
27/12/2019 20:00:00	34.0	18	21	45	42.5	4.8%
27/12/2019 21:00:00	37.5	16	19	45	40.0	21.1%
27/12/2019 22:00:00	35.0	8	9	40	37.5	11.1%
27/12/2019 23:00:00	34.0	5	6	35	0.0	0.0%
28/12/2019 00:00:00	50.0	3	3	50	47.5	33.3%
28/12/2019 01:00:00	47.5	4	5	50	47.5	40.0%
28/12/2019 02:00:00	45.0	3	3	45	40.0	66.7%
28/12/2019 03:00:00	35.0	4	5	45	42.5	20.0%
28/12/2019 04:00:00	30.0	2	2	30	0.0	0.0%
28/12/2019 05:00:00	40.0	2	2	40	37.5	50.0%
28/12/2019 06:00:00	45.0	2	2	45	40.0	100.0%
28/12/2019 07:00:00	45.0	6	7	50	41.3	57.1%

28/12/2019 08:00:00	35.0	14	16	45	40.0	12.5%
28/12/2019 09:00:00	38.8	24	28	60	41.8	25.0%
28/12/2019 10:00:00	34.7	32	38	50	40.5	13.2%
28/12/2019 11:00:00	0.0	0	0	0	0.0	0.0%

Day/Time Ending	85th pctl (mph)	85th pctl cnts	Total Cnts	Max Speed	Avg Speeder	% Speeders
06/12/2019 00:00:00	31.8	1504	1769	55	39.0	4.5%
07/12/2019 00:00:00	29.7	2585	3041	55	39.4	3.6%
08/12/2019 00:00:00	35.2	602	708	60	40.5	15.4%
09/12/2019 00:00:00	30.4	1667	1961	60	40.2	4.3%
10/12/2019 00:00:00	34.3	915	1077	55	39.6	11.0%
11/12/2019 00:00:00	32.0	1714	2016	60	39.6	5.5%
12/12/2019 00:00:00	34.3	1013	1192	55	39.8	10.9%
13/12/2019 00:00:00	29.7	2338	2750	55	39.5	3.1%
14/12/2019 00:00:00	34.6	957	1126	60	39.3	12.2%
15/12/2019 00:00:00	34.1	930	1094	60	39.4	11.4%
16/12/2019 00:00:00	31.1	1613	1898	55	39.2	4.6%
17/12/2019 00:00:00	34.3	953	1121	60	39.7	11.1%
18/12/2019 00:00:00	34.1	1023	1204	55	39.6	9.7%
19/12/2019 00:00:00	34.3	1174	1381	65	39.5	10.3%
20/12/2019 00:00:00	33.1	1501	1766	60	39.6	6.9%
21/12/2019 00:00:00	30.1	2303	2709	55	39.3	4.0%
22/12/2019 00:00:00	34.7	713	839	55	40.2	13.5%
23/12/2019 00:00:00	35.0	563	662	60	39.9	14.8%
24/12/2019 00:00:00	34.8	855	1006	60	39.8	13.2%
25/12/2019 00:00:00	33.0	1202	1414	70	40.5	7.8%
26/12/2019 00:00:00	36.1	320	377	55	39.8	17.5%
27/12/2019 00:00:00	35.1	402	473	60	39.2	15.2%
28/12/2019 00:00:00	34.4	638	750	55	39.8	10.9%
28/12/2019 10:59:59	38.8	92	108	60	41.3	24.1%

Incoming Weekly Counts
 Mileham-12th Dec-28th Dec
 The Street, Mileham (near the Post Office)

from Thu-Dec-05-2019-10-00-AM to Sat-Dec-28-2019-10-59-AM

	2019-12-02	to	2019-12-08							
	Monday	Tuesday	Wednesday	Thursday	Friday	Saturday	Sunday	Week	Weekend	Week Day 85%
Hour	2019-12-02	2019-12-03	2019-12-04	2019-12-05	2019-12-06	2019-12-07	2019-12-08	Day Avg	Avg	Avg Speed
0 - 1	*	*	*	*	3	9	149	3	79	45
1 - 2	*	*	*	*	1	1	755	1	378	35
2 - 3	*	*	*	*	0	0	178	0	89	0
3 - 4	*	*	*	*	1	1	140	1	70.5	40
4 - 5	*	*	*	*	17	3	0	17	1.5	9.4
5 - 6	*	*	*	*	8	2	1	8	1.5	40
6 - 7	*	*	*	*	400	10	4	400	7	15
7 - 8	*	*	*	*	824	21	11	824	16	14.3
8 - 9	*	*	*	*	100	47	19	100	33	33.8
9 - 10	*	*	*	*	83	44	66	83	55	33.9
10 - 11	*	*	*	24	45	53	58	34.5	55.5	33.6
11 - 12	*	*	*	66	77	76	70	71.5	73	34
12 - 13	*	*	*	60	77	68	73	68.5	70.5	33.15
13 - 14	*	*	*	73	74	50	47	73.5	48.5	34.45
14 - 15	*	*	*	82	118	57	53	100	55	34.1
15 - 16	*	*	*	153	120	61	46	136.5	53.5	32.5
16 - 17	*	*	*	130	826	52	170	478	111	23.95
17 - 18	*	*	*	103	131	32	41	117	36.5	33.9
18 - 19	*	*	*	63	39	34	31	51	32.5	36
19 - 20	*	*	*	45	49	29	24	47	26.5	34.85
20 - 21	*	*	*	28	17	16	12	22.5	14	37.5
21 - 22	*	*	*	33	11	12	8	22	10	35
22 - 23	*	*	*	568	12	18	5	290	11.5	26.55
23 - 24	*	*	*	341	8	12	0	174.5	6	25.75
Totals	0	0	0	1769	3041	708	1961			
% of Total	0%	0%	0%	23.65%	40.66%	9.47%	26.22%			

	2019-12-09	to	2019-12-15							
	Monday	Tuesday	Wednesday	Thursday	Friday	Saturday	Sunday	Week	Weekend	Week Day 85%
Hour	2019-12-09	2019-12-10	2019-12-11	2019-12-12	2019-12-13	2019-12-14	2019-12-15	Day Avg	Avg	Avg Speed
0 - 1	2	3	1	6	0	4	207	2.4	105.5	29
1 - 2	0	0	0	0	1	3	51	0.2	27	9
2 - 3	0	0	0	1	0	2	181	0.2	91.5	9
3 - 4	1	2	2	2	0	2	66	1.4	34	35
4 - 5	0	0	0	0	0	0	1	0	0.5	0
5 - 6	16	4	5	4	7	3	2	7.2	2.5	42
6 - 7	28	27	26	25	29	7	5	27	6	40.76
7 - 8	78	90	81	94	72	17	14	83	15.5	35.8
8 - 9	102	102	96	97	87	45	19	96.8	32	33.62
9 - 10	82	92	89	83	70	45	41	83.2	43	33.46
10 - 11	63	61	54	68	66	62	63	62.4	62.5	33.48
11 - 12	69	309	68	74	70	108	67	118	87.5	30.76
12 - 13	68	211	64	179	63	70	68	117	69	31.54
13 - 14	73	55	65	80	68	69	64	68.2	66.5	33.8
14 - 15	64	77	79	147	84	43	47	90.2	45	32.58
15 - 16	120	100	122	153	137	60	56	126.4	58	32.64
16 - 17	92	104	98	340	103	62	48	147.4	55	32.3
17 - 18	93	94	179	241	87	40	35	138.8	37.5	33
18 - 19	57	52	62	363	77	34	22	122.2	28	30.94
19 - 20	20	85	46	230	38	27	17	83.8	22	31.8
20 - 21	22	407	19	532	21	13	9	200.2	11	28.32
21 - 22	17	124	23	15	18	160	63	39.4	111.5	32.16
22 - 23	7	9	9	11	18	205	171	10.8	188	39.32
23 - 24	3	8	4	5	10	13	581	6	297	37.66
Totals	1077	2016	1192	2750	1126	1094	1898			
% of Total	9.66%	18.08%	10.69%	24.66%	10.1%	9.81%	17.02%			

	2019-12-16	to	2019-12-22							
	Monday	Tuesday	Wednesday	Thursday	Friday	Saturday	Sunday	Week	Weekend	Week Day 85%
Hour	2019-12-16	2019-12-17	2019-12-18	2019-12-19	2019-12-20	2019-12-21	2019-12-22	Day Avg	Avg	Avg Speed
0 - 1	3	1	2	305	52	5	3	72.6	4	28.84
1 - 2	0	1	2	2	1	3	4	1.2	3.5	34
2 - 3	0	2	0	54	0	0	7	11.2	3.5	9.86
3 - 4	1	1	2	191	2	2	2	39.4	2	37.86
4 - 5	1	0	0	6	1	0	4	1.6	2	24.5
5 - 6	5	11	6	9	4	3	1	7	2	40.5
6 - 7	26	21	20	21	22	4	5	22	4.5	41.14
7 - 8	78	73	67	80	56	27	11	70.8	19	35.32
8 - 9	115	86	102	92	103	170	16	99.6	93	33.52
9 - 10	70	74	72	78	55	67	36	69.8	51.5	34.06
10 - 11	84	71	58	62	108	63	64	76.6	63.5	34.04
11 - 12	70	86	103	75	363	65	87	139.4	76	29.54
12 - 13	68	61	133	84	85	65	60	86.2	62.5	33.92
13 - 14	84	71	108	73	315	60	63	130.2	61.5	30.16
14 - 15	86	66	127	71	230	45	52	116	48.5	32.82
15 - 16	105	108	149	119	299	60	64	156	62	32.08
16 - 17	109	106	109	123	144	53	36	118.2	44.5	33.28
17 - 18	84	207	101	89	94	49	51	115	50	33.86
18 - 19	48	65	66	78	213	27	33	94	30	34.62
19 - 20	35	54	42	45	481	23	16	131.4	19.5	32.64
20 - 21	25	13	30	23	40	17	23	26.2	20	37.32
21 - 22	14	14	28	30	15	14	14	20.2	14	37.18
22 - 23	7	11	24	21	14	7	7	15.4	7	37.26
23 - 24	3	1	30	35	12	10	3	16.2	6.5	31.62
Totals	1121	1204	1381	1766	2709	839	662			
% of Total	11.58%	12.44%	14.26%	18.24%	27.98%	8.67%	6.84%			

	2019-12-23	to	2019-12-29							
	Monday	Tuesday	Wednesday	Thursday	Friday	Saturday	Sunday	Week	Weekend	Week Day 85%
Hour	2019-12-23	2019-12-24	2019-12-25	2019-12-26	2019-12-27	2019-12-28	2019-12-29	Day Avg	Avg	Avg Speed
0 - 1	1	2	3	3	2	5	*	2.2	5	36
1 - 2	0	3	3	0	3	3	*	1.8	3	24
2 - 3	0	0	0	1	0	5	*	0.2	5	7
3 - 4	0	163	0	0	0	2	*	32.6	2	1.94
4 - 5	1	121	1	1	1	2	*	25	2	28.88
5 - 6	5	5	1	1	5	2	*	3.4	2	39.5
6 - 7	15	9	1	3	11	7	*	7.8	7	44
7 - 8	42	28	9	8	18	16	*	21	16	39.28
8 - 9	66	38	9	17	29	28	*	31.8	28	34.62
9 - 10	72	66	20	26	49	38	*	46.6	38	35.08
10 - 11	72	278	49	39	65	0	*	100.6	0	33.78
11 - 12	65	198	47	49	69	*	*	85.6	0	32.96
12 - 13	86	62	34	43	78	*	*	60.6	0	34.2
13 - 14	77	90	30	38	43	*	*	55.6	0	34.8
14 - 15	65	76	17	33	73	*	*	52.8	0	35.26
15 - 16	94	81	24	45	61	*	*	61	0	34.14
16 - 17	71	57	24	47	64	*	*	52.6	0	34.56
17 - 18	105	42	18	23	72	*	*	52	0	35.9
18 - 19	72	29	14	13	49	*	*	35.4	0	39.42
19 - 20	39	21	19	36	21	*	*	27.2	0	36.48
20 - 21	25	17	13	25	19	*	*	19.8	0	35.36
21 - 22	14	12	23	12	9	*	*	14	0	36.76
22 - 23	12	10	11	6	6	*	*	9	0	35.6
23 - 24	7	6	7	4	3	*	*	5.4	0	39.76
Totals	1006	1414	377	473	750	108	0			
% of Total	24.37%	34.25%	9.13%	11.46%	18.17%	2.62%	0%			

Incoming Monthly Counts
 Mileham-12th Dec-28th Dec
 The Street, Mileham (near the Post Office)

from Thu-Dec-05-2019-10-00-AM to Sat-Dec-28-2019-10-59-AM

Hour	Dec 2019							Week Day Avg	Weekend Avg	Week Day 85% Avg Speed
	Monday	Tuesday	Wednesday	Thursday	Friday	Saturday	Sunday			
0 - 1	6	6	6	314	57	23	359	77.8	191	25.9
1 - 2	0	4	5	2	6	10	810	3.4	410	33
2 - 3	0	2	0	56	0	7	366	11.6	186.5	9.9
3 - 4	2	166	4	193	3	7	208	73.6	107.5	32.34
4 - 5	2	121	1	7	19	5	5	30	5	28.38
5 - 6	26	20	12	14	24	10	4	19.2	7	43.2
6 - 7	69	57	47	49	462	28	14	136.8	21	39.64
7 - 8	198	191	157	182	970	81	36	339.6	58.5	33.1
8 - 9	283	226	207	206	319	290	54	248.2	172	33.72
9 - 10	224	232	181	187	257	194	143	216.2	168.5	33.92
10 - 11	219	410	161	193	284	178	185	253.4	181.5	33.34
11 - 12	204	593	218	264	579	249	224	371.6	236.5	32.04
12 - 13	222	334	231	366	303	203	201	291.2	202	33.32
13 - 14	234	216	203	264	500	179	174	283.4	176.5	33.62
14 - 15	215	219	223	333	505	145	152	299	148.5	33.52
15 - 16	319	289	295	470	617	181	166	398	173.5	32.92
16 - 17	272	267	231	640	1137	167	254	509.4	210.5	32.14
17 - 18	282	343	298	456	384	121	127	352.6	124	33.86
18 - 19	177	146	142	517	378	95	86	272	90.5	35.14
19 - 20	94	160	107	356	589	79	57	261.2	68	34.64
20 - 21	72	437	62	608	97	46	44	255.2	45	29.38
21 - 22	45	150	74	90	53	186	85	82.4	135.5	35.44
22 - 23	26	30	44	606	50	230	183	151.2	206.5	34.9
23 - 24	13	15	41	385	33	35	584	97.4	309.5	33
Totals	3204	4634	2950	6758	7626	2749	4521			
% of Total	9.88%	14.28%	9.09%	20.83%	23.51%	8.47%	13.94%			

Incoming Weekly Speeds
 Mileham-12th Dec-28th Dec
 The Street, Mileham (near the Post Office)

from Thu-Dec-05-2019-10-00-AM to Sat-Dec-28-2019-10-59-AM

	2019-12-02	to	2019-12-08							
	Monday	Tuesday	Wednesday	Thursday	Friday	Saturday	Sunday	Week	Weekend	Week Day 85%
Hour	2019-12-02	2019-12-03	2019-12-04	2019-12-05	2019-12-06	2019-12-07	2019-12-08	Day Avg	Avg	Avg Speed
0 - 1	*	*	*	*	33.67	34.44	11.65	33.67	23.05	45
1 - 2	*	*	*	*	32	32	10.12	32	21.06	35
2 - 3	*	*	*	*	0	0	12.34	0	6.17	0
3 - 4	*	*	*	*	37	37	12.84	37	24.92	40
4 - 5	*	*	*	*	9.47	37	0	9.47	18.5	9.4
5 - 6	*	*	*	*	33.38	42	37	33.38	39.5	40
6 - 7	*	*	*	*	12.7	33.2	38.25	12.7	35.73	15
7 - 8	*	*	*	*	11.23	33	30.27	11.23	31.64	14.3
8 - 9	*	*	*	*	26.69	28.57	29	26.69	28.79	33.8
9 - 10	*	*	*	*	26.78	28.91	19.94	26.78	24.42	33.9
10 - 11	*	*	*	28.33	29.42	27.98	31.26	28.88	29.62	33.6
11 - 12	*	*	*	28.77	28.21	27.17	28.86	28.49	28.01	34
12 - 13	*	*	*	27.73	27.65	27.12	31.08	27.69	29.1	33.15
13 - 14	*	*	*	30.53	29.82	29.42	30.3	30.18	29.86	34.45
14 - 15	*	*	*	30.56	21.69	30.47	29.09	26.12	29.78	34.1
15 - 16	*	*	*	28.2	27.15	32.21	30	27.68	31.11	32.5
16 - 17	*	*	*	27.49	12.5	29.9	15.28	20	22.59	23.95
17 - 18	*	*	*	30.3	23.29	31.47	27.88	26.8	29.67	33.9
18 - 19	*	*	*	29.9	30.97	29.44	28.55	30.44	28.99	36
19 - 20	*	*	*	29.69	31.96	30	30.33	30.82	30.17	34.85
20 - 21	*	*	*	28.71	34.47	34.25	32.08	31.59	33.17	37.5
21 - 22	*	*	*	20.91	31.73	32.17	34	26.32	33.08	35
22 - 23	*	*	*	12.7	32.58	28.89	31	22.64	29.94	26.55
23 - 24	*	*	*	12.55	30.75	35	0	21.65	17.5	25.75

	2019-12-09	to	2019-12-15							
	Monday	Tuesday	Wednesday	Thursday	Friday	Saturday	Sunday	Week	Weekend	Week Day 85%
Hour	2019-12-09	2019-12-10	2019-12-11	2019-12-12	2019-12-13	2019-12-14	2019-12-15	Day Avg	Avg	Avg Speed
0 - 1	27.5	32	32	29.5	0	32	9.78	24.2	20.89	29
1 - 2	0	0	0	0	42	37	11.41	8.4	24.21	9
2 - 3	0	0	0	42	0	39.5	13.5	8.4	26.5	9
3 - 4	42	39.5	39.5	34.5	0	37	9.53	31.1	23.27	35
4 - 5	0	0	0	0	0	0	37	0	18.5	0
5 - 6	16.38	34.5	32	39.5	34.14	32	29.5	31.3	30.75	42
6 - 7	34.5	33.85	36.62	30.96	33.52	29.14	29	33.89	29.07	40.76
7 - 8	31.31	30	30.79	29.16	28.96	28.47	31.14	30.04	29.81	35.8
8 - 9	27.84	28.17	29.44	27.4	28.56	29.62	32.79	28.28	31.21	33.62
9 - 10	28.2	27.65	29.03	28.53	29.87	28.89	29.2	28.66	29.04	33.46
10 - 11	27.7	25.48	27.93	28.81	28.68	27.39	28.65	27.72	28.02	33.48
11 - 12	27.43	11.96	28.24	28.09	29.66	27.34	29.04	25.08	28.19	30.76
12 - 13	26.78	14.22	28.08	15.78	27.08	28.36	30.06	22.39	29.21	31.54
13 - 14	27.25	28.6	29.08	24.12	30.37	30.77	30.27	27.88	30.52	33.8
14 - 15	28.3	28.96	27.51	16.75	28.32	30.53	29.21	25.97	29.87	32.58
15 - 16	27.77	28.18	29.05	21.01	28.33	27.72	29.57	26.87	28.64	32.64
16 - 17	29	28.9	28.58	12.29	30.02	31.02	30.48	25.76	30.75	32.3
17 - 18	29.54	30.38	20.04	14.33	30.18	32.03	31.91	24.9	31.97	33
18 - 19	32.44	29.73	30.21	10.69	31.16	31.38	31.5	26.85	31.44	30.94
19 - 20	31.6	19.18	32.28	10.08	33.47	34.59	30.94	25.32	32.77	31.8
20 - 21	32.32	12.58	31.79	8.49	32.43	32.85	26.78	23.52	29.81	28.32
21 - 22	34.41	11.56	29.83	30.93	29.11	9.84	13.94	27.17	11.89	32.16
22 - 23	32.86	34.89	35	29.82	32.5	8.4	9.45	33.01	8.93	39.32
23 - 24	30.33	33.38	32	33	28.5	30.23	9.06	31.44	19.64	37.66

Hour	2019-12-16 Monday 2019-12-16	to Tuesday 2019-12-17	2019-12-22 Wednesday 2019-12-18	Thursday 2019-12-19	Friday 2019-12-20	Saturday 2019-12-21	Sunday 2019-12-22	Week Day Avg	Weekend Avg	Week Day 85% Avg Speed
0 - 1	20.33	42	27.5	7.74	9.65	42.2	30.33	21.45	36.27	28.84
1 - 2	0	47	34.5	39.5	27	38.67	35.75	29.6	37.21	34
2 - 3	0	32	0	7.93	0	0	31.43	7.99	15.71	9.86
3 - 4	37	37	39.5	7.56	44.5	37	37	33.11	37	37.86
4 - 5	42	0	0	18.83	32	0	38.25	18.57	19.12	24.5
5 - 6	34	34.36	37.17	31.56	32	40.33	32	33.82	36.17	40.5
6 - 7	34.69	34.1	32.4	35.05	34.59	39.5	31	34.17	35.25	41.14
7 - 8	28.97	30.25	29.82	28.33	27.64	31	33.36	29	32.18	35.32
8 - 9	28.22	28.83	29.45	28.54	27.14	11.95	26.12	28.43	19.04	33.52
9 - 10	28.23	27.85	28.92	28.44	27.18	28.16	28.5	28.12	28.33	34.06
10 - 11	28.8	28.79	27.62	30.39	21.29	28.97	28.31	27.38	28.64	34.04
11 - 12	29.34	28.02	27.77	28.08	10.85	29.74	24.05	24.81	26.89	29.54
12 - 13	28.34	28.64	29.21	28.54	28.72	29.03	29.67	28.69	29.35	33.92
13 - 14	28.06	28.99	29	28.62	10.78	30.25	29.08	25.09	29.66	30.16
14 - 15	28.2	29.38	28.69	28.65	14.66	30.6	28.58	25.92	29.59	32.82
15 - 16	26.7	27.27	28.93	26.88	15.08	29.27	30.94	24.97	30.1	32.08
16 - 17	27.82	28.82	28.69	26.06	20.51	29.3	28.31	26.38	28.8	33.28
17 - 18	29.5	14.9	29.16	30.1	27.15	30.1	30.88	26.16	30.49	33.86
18 - 19	29.44	29.85	29.73	30.33	12.54	29.07	31.15	26.38	30.11	34.62
19 - 20	31.8	32.28	32.57	32	9.03	32.87	30.44	27.54	31.65	32.64
20 - 21	29.76	31	28.07	31.57	28.15	31.24	29.57	29.71	30.4	37.32
21 - 22	29.93	30.36	26.18	30.63	29.13	33.21	31.43	29.25	32.32	37.18
22 - 23	34.14	30.45	21.42	14.95	33.86	30.71	35.57	26.96	33.14	37.26
23 - 24	32.33	42	14	10.14	31.33	33.6	38.67	25.96	36.13	31.62

Hour	2019-12-23 Monday 2019-12-23	to Tuesday 2019-12-24	2019-12-29 Wednesday 2019-12-25	Thursday 2019-12-26	Friday 2019-12-27	Saturday 2019-12-28	Sunday 2019-12-29	Week Day Avg	Weekend Avg	Week Day 85% Avg Speed
0 - 1	27	27	32	28.67	34.5	38.2	*	29.83	38.2	36
1 - 2	0	38.67	23.67	0	34	35.33	*	19.27	35.33	24
2 - 3	0	0	0	32	0	27	*	6.4	27	7
3 - 4	0	8.15	0	0	0	24.5	*	1.63	24.5	1.94
4 - 5	32	7.94	32	27	32	34.5	*	26.19	34.5	28.88
5 - 6	35	38	27	32	38	39.5	*	34	39.5	39.5
6 - 7	37.47	34.44	42	38.67	35.73	35.57	*	37.66	35.57	44
7 - 8	30.76	30.75	34.89	31.38	29.28	30	*	31.41	30	39.28
8 - 9	29.32	29.18	30.33	26.82	29.93	31.86	*	29.12	31.86	34.62
9 - 10	29.18	27.88	29.2	30.42	28.65	30.29	*	29.07	30.29	35.08
10 - 11	27.04	13.44	31.61	30.69	26.62	0	*	25.88	0	33.78
11 - 12	28.63	14.51	29.72	30.35	26.52	*	*	25.95	*	32.96
12 - 13	29.63	29.89	31.53	24.65	28.78	*	*	28.9	*	34.2
13 - 14	29.1	28.1	28.7	30.45	31.77	*	*	29.62	*	34.8
14 - 15	29.82	29.12	33.71	27.82	28.37	*	*	29.77	*	35.26
15 - 16	27.81	28.96	28.88	29.76	29.41	*	*	28.96	*	34.14
16 - 17	29.86	30.49	28	27.77	29.66	*	*	29.15	*	34.56
17 - 18	29	31.43	28.33	30.96	30.69	*	*	30.08	*	35.9
18 - 19	31.57	31.48	34.93	34.08	29.04	*	*	32.22	*	39.42
19 - 20	31.49	30.95	31.37	31.42	30.33	*	*	31.11	*	36.48
20 - 21	30.84	28.59	28.69	32.36	31.68	*	*	30.43	*	35.36
21 - 22	29	32.92	28.04	28.42	31.11	*	*	29.9	*	36.76
22 - 23	35	31.7	27.27	30.33	28.17	*	*	30.49	*	35.6
23 - 24	29.14	32	32.14	35.75	32	*	*	32.21	*	39.76

Incoming Monthly Speeds
 Mileham-12th Dec-28th Dec
 The Street, Mileham (near the Post Office)

from Thu-Dec-05-2019-10-00-AM to Sat-Dec-28-2019-10-59-AM

Hour	Dec 2019							Week Day Avg	Weekend Avg	Week Day 85% Avg Speed
	Monday	Tuesday	Wednesday	Thursday	Friday	Saturday	Sunday			
0 - 1	23.83	32	30.5	8.36	11.79	36.52	10.73	21.3	23.62	25.9
1 - 2	0	40.75	28	39.5	33.83	36.5	10.33	28.42	23.41	33
2 - 3	0	32	0	8.96	0	30.57	13.28	8.19	21.92	9.9
3 - 4	39.5	8.7	39.5	7.84	42	33.43	12.02	27.51	22.73	32.34
4 - 5	37	7.94	32	20	11.84	36	38	21.76	37	28.38
5 - 6	23.35	35.3	34.17	33.86	34.33	38	32	32.2	35	43.2
6 - 7	35.22	34.04	34.94	33.18	15.6	33.68	32.36	30.59	33.02	39.64
7 - 8	30.27	30.2	30.61	28.89	13.83	30.79	31.56	26.76	31.17	33.1
8 - 9	28.34	28.59	29.48	27.86	27.64	19.31	29.48	28.38	24.39	33.72
9 - 10	28.52	27.78	29.01	28.75	28.07	28.92	24.75	28.43	26.83	33.92
10 - 11	27.9	17.89	28.94	29.64	25.51	28.12	29.35	25.98	28.74	33.34
11 - 12	28.47	15.14	28.33	28.68	17.3	27.92	27.04	23.58	27.48	32.04
12 - 13	28.36	19.76	29.24	21.71	28.12	28.16	30.31	25.44	29.24	33.32
13 - 14	28.15	28.52	28.98	28.05	18.07	30.22	29.84	26.35	30.03	33.62
14 - 15	28.72	29.14	28.65	23.78	20.56	30.53	28.95	26.17	29.74	33.52
15 - 16	27.43	28.06	28.98	25.68	21.79	29.75	30.22	26.39	29.98	32.92
16 - 17	28.75	29.21	28.57	19.16	16.07	30.13	20	24.35	25.06	32.14
17 - 18	29.33	21.17	23.63	21.86	27.18	31.1	30.2	24.63	30.65	33.86
18 - 19	31.27	30.13	30.45	16.59	20.37	30.03	30.3	25.76	30.17	35.14
19 - 20	31.63	25.14	32.23	17.49	13.27	32.41	30.54	23.95	31.47	34.64
20 - 21	30.92	13.75	29.34	11.27	30.88	32.74	29.68	23.23	31.21	29.38
21 - 22	31.33	15.02	27.89	26.82	30	13.04	18.71	26.21	15.87	35.44
22 - 23	34.19	32.2	25.66	13.26	32.38	10.68	11.04	27.54	10.86	34.9
23 - 24	30.15	33.4	18.85	12.83	30.39	32.83	9.21	25.13	21.02	33

Incoming Weekly EightyFifthSpeeds
 Mileham-12th Dec-28th Dec
 The Street, Mileham (near the Post Office)

from Thu-Dec-05-2019-10-00-AM to Sat-Dec-28-2019-10-59-AM

	2019-12-02	to	2019-12-08							
	Monday	Tuesday	Wednesday	Thursday	Friday	Saturday	Sunday	Week	Weekend	Week Day 85%
Hour	2019-12-02	2019-12-03	2019-12-04	2019-12-05	2019-12-06	2019-12-07	2019-12-08	Day Avg	Avg	Avg Speed
0 - 1	*	*	*	*	45	50	14.4	45	32.2	45
1 - 2	*	*	*	*	35	35	13.7	35	24.35	35
2 - 3	*	*	*	*	0	0	16.1	0	8.05	0
3 - 4	*	*	*	*	40	40	16.9	40	28.45	40
4 - 5	*	*	*	*	9.4	40	0	9.4	20	9.4
5 - 6	*	*	*	*	40	45	40	40	42.5	40
6 - 7	*	*	*	*	15	42.5	45	15	43.75	15
7 - 8	*	*	*	*	14.3	37.5	37.5	14.3	37.5	14.3
8 - 9	*	*	*	*	33.8	34.1	33.8	33.8	33.95	33.8
9 - 10	*	*	*	*	33.9	35	34	33.9	34.5	33.9
10 - 11	*	*	*	33.3	33.9	32.7	36.1	33.6	34.4	33.6
11 - 12	*	*	*	34.5	33.5	32.1	34.2	34	33.15	34
12 - 13	*	*	*	33.1	33.2	34.7	36.5	33.15	35.6	33.15
13 - 14	*	*	*	34.6	34.3	33.8	34.7	34.45	34.25	34.45
14 - 15	*	*	*	34.9	33.3	34.6	34.3	34.1	34.45	34.1
15 - 16	*	*	*	33.1	31.9	37.1	34.1	32.5	35.6	32.5
16 - 17	*	*	*	32.7	15.2	34.5	26.7	23.95	30.6	23.95
17 - 18	*	*	*	34.4	33.4	36.2	33.3	33.9	34.75	33.9
18 - 19	*	*	*	35	37	37.5	34	36	35.75	36
19 - 20	*	*	*	34.7	35	39	34.5	34.85	36.75	34.85
20 - 21	*	*	*	35	40	42.5	37.5	37.5	40	37.5
21 - 22	*	*	*	32.5	37.5	37.5	45	35	41.25	35
22 - 23	*	*	*	15.6	37.5	32.5	35	26.55	33.75	26.55
23 - 24	*	*	*	16.5	35	45	0	25.75	22.5	25.75

Hour	2019-12-09 Monday 2019-12-09	to Tuesday 2019-12-10	2019-12-15 Wednesday 2019-12-11	Thursday 2019-12-12	Friday 2019-12-13	Saturday 2019-12-14	Sunday 2019-12-15	Week Day Avg	Weekend Avg	Week Day 85% Avg Speed
0 - 1	30	40	35	40	0	35	12.9	29	23.95	29
1 - 2	0	0	0	0	45	50	14	9	32	9
2 - 3	0	0	0	45	0	45	17.9	9	31.45	9
3 - 4	45	45	45	40	0	50	13.3	35	31.65	35
4 - 5	0	0	0	0	0	0	40	0	20	0
5 - 6	40	40	45	45	40	40	35	42	37.5	42
6 - 7	46.7	40	43.3	35	38.8	35	33.3	40.76	34.15	40.76
7 - 8	37	35.8	37.3	34.5	34.4	40	38.3	35.8	39.15	35.8
8 - 9	33.4	33.7	34.1	32.7	34.2	36.7	40	33.62	38.35	33.62
9 - 10	33.8	32.4	33.9	33.3	33.9	33.4	34.2	33.46	33.8	33.46
10 - 11	33.7	32.9	33.5	33.5	33.8	33.3	34.2	33.48	33.75	33.48
11 - 12	31.8	20.5	33.8	33.3	34.4	33.4	34.1	30.76	33.75	30.76
12 - 13	33.6	28.3	33.1	29.5	33.2	35.5	34.8	31.54	35.15	31.54
13 - 14	33.3	33.9	33.6	32.6	35.6	36.4	34.3	33.8	35.35	33.8
14 - 15	32.9	33.8	33.2	29.7	33.3	35.8	35	32.58	35.4	32.58
15 - 16	32.7	33	34.1	30.3	33.1	33.3	34.5	32.64	33.9	32.64
16 - 17	33.6	33.6	33.8	26.1	34.4	36.9	35.7	32.3	36.3	32.3
17 - 18	34	35	31.6	29.4	35	38	39.2	33	38.6	33
18 - 19	37.7	35.7	34.4	10	36.9	38.8	36.7	30.94	37.75	30.94
19 - 20	40	29.7	38.3	9.8	41.2	42.5	37	31.8	39.75	31.8
20 - 21	38.3	16.4	38.8	9.8	38.3	38.3	37.5	28.32	37.9	28.32
21 - 22	38.9	14.4	37.5	35	35	9.8	31.2	32.16	20.5	32.16
22 - 23	40	43.3	40	35	38.3	9.5	11.9	39.32	10.7	39.32
23 - 24	40	40	37.5	37.5	33.3	40	12.6	37.66	26.3	37.66

Hour	2019-12-16 Monday 2019-12-16	to Tuesday 2019-12-17	2019-12-22 Wednesday 2019-12-18	Thursday 2019-12-19	Friday 2019-12-20	Saturday 2019-12-21	Sunday 2019-12-22	Week Day Avg	Weekend Avg	Week Day 85% Avg Speed
0 - 1	50	45	30	9.4	9.8	47.5	35	28.84	41.25	28.84
1 - 2	0	50	45	45	30	45	40	34	42.5	34
2 - 3	0	40	0	9.3	0	0	34.2	9.86	17.1	9.86
3 - 4	40	40	45	9.3	55	45	45	37.86	45	37.86
4 - 5	45	0	0	42.5	35	0	45	24.5	22.5	24.5
5 - 6	40	40	40	45	37.5	55	35	40.5	45	40.5
6 - 7	42	40	39	43	41.7	45	35	41.14	40	41.14
7 - 8	33.4	36.9	34.5	36.2	35.6	40	40	35.32	40	35.32
8 - 9	33.2	33.2	34.3	33.5	33.4	25.7	36.7	33.52	31.2	33.52
9 - 10	34.4	33	34.2	34	34.7	33.4	34.1	34.06	33.75	34.06
10 - 11	33.8	33.8	33.3	36.7	32.6	34	35.6	34.04	34.8	34.04
11 - 12	33.9	32.6	33.4	33.4	14.4	36.4	33.1	29.54	34.75	29.54
12 - 13	33.9	34.2	34	33.5	34	34	34.6	33.92	34.3	33.92
13 - 14	34.2	34.6	34.3	33.6	14.1	36.4	34.2	30.16	35.3	30.16
14 - 15	33.4	34.2	33.5	33.6	29.4	36.7	33.8	32.82	35.25	32.82
15 - 16	32.4	33.7	33.8	32.2	28.3	33.9	37.1	32.08	35.5	32.08
16 - 17	33.8	33.9	33.7	32	33	35.6	33.9	33.28	34.75	33.28
17 - 18	35.9	30.4	34.5	34.7	33.8	34.7	37.5	33.86	36.1	33.86
18 - 19	38.3	35	36.8	35.9	27.1	35	37	34.62	36	34.62
19 - 20	39.3	38.1	37.1	37.5	11.2	41.7	37.5	32.64	39.6	32.64
20 - 21	38	34.4	40	37.5	36.7	35	37.5	37.32	36.25	37.32
21 - 22	35	41.7	37.5	35	36.7	37.5	37.5	37.18	37.5	37.18
22 - 23	42.5	33.8	38.3	30	41.7	37.5	40	37.26	38.75	37.26
23 - 24	35	45	30	9.8	38.3	40	60	31.62	50	31.62

Hour	2019-12-23 Monday 2019-12-23	to Tuesday 2019-12-24	2019-12-29 Wednesday 2019-12-25	Thursday 2019-12-26	Friday 2019-12-27	Saturday 2019-12-28	Sunday 2019-12-29	Week Day Avg	Weekend Avg	Week Day 85% Avg Speed
0 - 1	30	30	40	35	45	47.5	*	36	47.5	36
1 - 2	0	45	35	0	40	45	*	24	45	24
2 - 3	0	0	0	35	0	35	*	7	35	7
3 - 4	0	9.7	0	0	0	30	*	1.94	30	1.94
4 - 5	35	9.4	35	30	35	40	*	28.88	40	28.88
5 - 6	42.5	45	30	35	45	45	*	39.5	45	39.5
6 - 7	45	45	45	45	40	45	*	44	45	44
7 - 8	36.7	38	40	45	36.7	35	*	39.28	35	39.28
8 - 9	34.4	34.3	35	35	34.4	38.8	*	34.62	38.8	34.62
9 - 10	35.9	34.4	35	36.7	33.4	34.7	*	35.08	34.7	35.08
10 - 11	33.6	25.6	39.4	37.1	33.2	0	*	33.78	0	33.78
11 - 12	33.5	28.4	34.6	35	33.3	*	*	32.96	0	32.96
12 - 13	34.2	34.6	35	33.8	33.4	*	*	34.2	0	34.2
13 - 14	34.1	33.1	34.4	34.4	38	*	*	34.8	0	34.8
14 - 15	34.4	34.8	40	33.6	33.5	*	*	35.26	0	35.26
15 - 16	33.7	34	33.8	34.7	34.5	*	*	34.14	0	34.14
16 - 17	34.3	36	35	33.2	34.3	*	*	34.56	0	34.56
17 - 18	34.1	40	32.5	36.2	36.7	*	*	35.9	0	35.9
18 - 19	37	38.8	42.5	43.8	35	*	*	39.42	0	39.42
19 - 20	38.9	36.7	34.5	38.3	34	*	*	36.48	0	36.48
20 - 21	36.2	33.3	33.8	36	37.5	*	*	35.36	0	35.36
21 - 22	40	40	35	33.8	35	*	*	36.76	0	36.76
22 - 23	40	34	35	35	34	*	*	35.6	0	35.6
23 - 24	33.8	40	35	40	50	*	*	39.76	0	39.76

Incoming Monthly EightyFifthSpeeds
 Mileham-12th Dec-28th Dec
 The Street, Mileham (near the Post Office)

from Thu-Dec-05-2019-10-00-AM to Sat-Dec-28-2019-10-59-AM

Hour	Dec 2019							Week Day Avg	Weekend Avg	Week Day 85% Avg Speed
	Monday	Tuesday	Wednesday	Thursday	Friday	Saturday	Sunday			
0 - 1	30	40	35	9.5	15	48	13.8	25.9	30.9	25.9
1 - 2	0	45	35	45	40	42.5	13.8	33	28.15	33
2 - 3	0	40	0	9.5	0	42.5	17.9	9.9	30.2	9.9
3 - 4	45	9.8	42.5	9.4	55	45	15.7	32.34	30.35	32.34
4 - 5	45	9.4	35	42.5	10	38.8	45	28.38	41.9	28.38
5 - 6	41	45	45	45	40	43.3	35	43.2	39.15	43.2
6 - 7	44.1	40	42.2	41.9	30	43.8	45	39.64	44.4	39.64
7 - 8	35	36.6	36.1	35	22.8	37.9	39.2	33.1	38.55	33.1
8 - 9	33.7	33.6	34.2	33.3	33.8	33.2	36.4	33.72	34.8	33.72
9 - 10	34.4	33.2	34.2	33.9	33.9	34	34.1	33.92	34.05	33.92
10 - 11	33.7	30.4	34.5	34.7	33.4	33.3	34.9	33.34	34.1	33.34
11 - 12	33.2	28.3	33.8	34	30.9	33.7	33.8	32.04	33.75	32.04
12 - 13	34	32.6	34.1	32.4	33.5	34.5	35	33.32	34.75	33.32
13 - 14	34	33.9	34	33.9	32.3	35.2	34.4	33.62	34.8	33.62
14 - 15	33.8	34.2	33.9	33.4	32.3	35.3	34.4	33.52	34.85	33.52
15 - 16	32.9	33.6	33.9	32.6	31.6	34.4	34.9	32.92	34.65	32.92
16 - 17	33.9	34.1	33.8	30.2	28.7	35.8	32.2	32.14	34	32.14
17 - 18	34.5	33.8	33.2	33.4	34.4	36.1	36.9	33.86	36.5	33.86
18 - 19	37.6	36.5	36.2	31.8	33.6	37.7	36	35.14	36.85	35.14
19 - 20	39.2	35	37.1	33	28.9	41	36	34.64	38.5	34.64
20 - 21	37.7	19.2	37.5	14.4	38.1	39.4	36.7	29.38	38.05	29.38
21 - 22	38.6	31.7	36.5	34.2	36.2	28.9	33.5	35.44	31.2	35.44
22 - 23	41	40	38.1	16.6	38.8	13.3	13.8	34.9	13.55	34.9
23 - 24	34.3	41.7	35	17	37	43.8	12.6	33	28.2	33

Starting Hour	Count	Average Speed of all Traffic	Violator Counts	Average Speed of Violators
00:00:00	0	N/A	N/A	N/A
01:00:00	0	N/A	N/A	N/A
02:00:00	0	N/A	N/A	N/A
03:00:00	0	N/A	N/A	N/A
04:00:00	0	N/A	N/A	N/A
05:00:00	0	N/A	N/A	N/A
06:00:00	0	N/A	N/A	N/A
07:00:00	0	N/A	N/A	N/A
08:00:00	0	N/A	N/A	N/A
09:00:00	0	N/A	N/A	N/A
10:00:00	19	14.2	1	37.5
11:00:00	62	17.2	8	38.8
12:00:00	65	14.0	5	38.5
13:00:00	71	13.1	8	38.8
14:00:00	77	14.7	9	40.3
15:00:00	149	7.4	9	38.1
16:00:00	136	8.2	7	38.9
17:00:00	107	10.4	10	39.5
18:00:00	59	15.3	7	38.9
19:00:00	53	17.1	7	37.5
20:00:00	25	24.3	3	39.2
21:00:00	26	23.0	5	41.5
22:00:00	519	1.2	1	37.5
23:00:00	401	1.3	0	NaN
00:00:00	3	34.2	1	42.5
01:00:00	1	32.5	0	NaN
02:00:00	0	N/A	N/A	N/A
03:00:00	1	37.5	1	37.5
04:00:00	16	0.9	0	NaN
05:00:00	9	31.1	4	42.5
06:00:00	317	2.5	11	40.7
07:00:00	874	1.0	3	39.2
08:00:00	127	8.2	8	41.3
09:00:00	81	11.3	7	37.5
10:00:00	48	16.3	3	39.2
11:00:00	79	12.8	6	38.3
12:00:00	74	11.6	3	37.5
13:00:00	72	13.9	8	37.5
14:00:00	118	9.6	9	39.7
15:00:00	107	9.1	4	37.5
16:00:00	789	1.3	2	37.5
17:00:00	181	6.2	7	38.2
18:00:00	42	19.4	8	39.4
19:00:00	49	16.3	7	41.1
20:00:00	19	27.2	9	40.3
21:00:00	12	25.0	2	37.5
22:00:00	13	26.5	4	40.0
23:00:00	8	31.9	1	42.5
00:00:00	8	28.8	3	47.5
01:00:00	3	21.7	0	NaN
02:00:00	0	N/A	N/A	N/A

Starting Hour	Count	Average Speed of all Traffic	Violator Counts	Average Speed of Violators
03:00:00	1	37.5	1	37.5
04:00:00	3	37.5	3	37.5
05:00:00	2	42.5	2	42.5
06:00:00	7	25.0	1	37.5
07:00:00	21	20.5	7	41.8
08:00:00	49	15.9	5	38.5
09:00:00	39	18.3	7	38.2
10:00:00	53	14.7	1	37.5
11:00:00	76	11.3	1	42.5
12:00:00	68	17.0	9	39.2
13:00:00	52	16.2	4	42.5
14:00:00	57	15.2	6	39.2
15:00:00	62	17.4	13	40.6
16:00:00	52	16.7	5	41.5
17:00:00	32	21.3	7	39.6
18:00:00	36	21.7	7	41.1
19:00:00	24	22.4	7	40.4
20:00:00	20	30.0	7	43.2
21:00:00	13	25.0	5	37.5
22:00:00	19	22.4	3	39.2
23:00:00	11	33.6	6	42.5
00:00:00	95	4.2	2	47.5
01:00:00	764	0.7	2	40.0
02:00:00	187	1.9	2	40.0
03:00:00	177	2.6	2	52.5
04:00:00	0	N/A	N/A	N/A
05:00:00	1	37.5	1	37.5
06:00:00	4	38.8	2	45.0
07:00:00	11	28.6	3	40.8
08:00:00	17	23.8	1	37.5
09:00:00	67	10.2	8	39.4
10:00:00	54	18.4	9	38.6
11:00:00	71	13.0	6	38.3
12:00:00	70	14.8	12	38.8
13:00:00	53	15.8	8	40.6
14:00:00	48	16.1	5	38.5
15:00:00	50	17.7	4	38.8
16:00:00	165	4.1	1	42.5
17:00:00	48	16.2	4	38.8
18:00:00	29	17.9	4	43.8
19:00:00	24	23.9	3	37.5
20:00:00	14	27.9	3	42.5
21:00:00	6	28.8	1	47.5
22:00:00	7	33.2	2	40.0
23:00:00	0	N/A	N/A	N/A
00:00:00	0	N/A	N/A	N/A
01:00:00	2	13.8	0	NaN
02:00:00	0	N/A	N/A	N/A
03:00:00	1	42.5	1	42.5
04:00:00	0	N/A	N/A	N/A
05:00:00	15	10.0	3	40.8

Starting Hour	Count	Average Speed of all Traffic	Violator Counts	Average Speed of Violators
06:00:00	25	27.8	11	43.0
07:00:00	74	16.9	19	38.8
08:00:00	97	10.2	6	39.2
09:00:00	92	12.0	6	40.8
10:00:00	62	13.6	3	37.5
11:00:00	69	12.6	3	39.2
12:00:00	64	14.8	6	38.3
13:00:00	72	12.0	1	37.5
14:00:00	58	14.5	5	40.5
15:00:00	123	7.6	2	37.5
16:00:00	93	11.4	6	39.2
17:00:00	101	10.1	6	40.0
18:00:00	56	16.7	14	38.6
19:00:00	22	27.0	6	42.5
20:00:00	24	29.7	8	38.8
21:00:00	15	32.3	9	37.5
22:00:00	9	30.6	3	40.8
23:00:00	3	30.8	1	37.5
00:00:00	1	37.5	1	37.5
01:00:00	2	30.0	0	NaN
02:00:00	0	N/A	N/A	N/A
03:00:00	2	40.0	2	40.0
04:00:00	0	N/A	N/A	N/A
05:00:00	4	35.0	2	42.5
06:00:00	23	28.0	7	44.6
07:00:00	82	13.8	13	39.4
08:00:00	104	10.5	11	37.5
09:00:00	100	9.5	4	38.8
10:00:00	60	14.9	3	39.2
11:00:00	267	3.0	0	NaN
12:00:00	253	4.2	6	40.0
13:00:00	55	14.1	4	38.8
14:00:00	74	13.4	5	39.5
15:00:00	98	10.2	4	37.5
16:00:00	104	9.5	5	38.5
17:00:00	96	12.2	12	39.6
18:00:00	55	18.0	11	38.9
19:00:00	84	9.5	3	47.5
20:00:00	407	2.2	4	37.5
21:00:00	127	5.1	6	38.3
22:00:00	10	30.3	4	41.3
23:00:00	8	30.3	4	38.8
00:00:00	1	32.5	0	NaN
01:00:00	0	N/A	N/A	N/A
02:00:00	0	N/A	N/A	N/A
03:00:00	1	37.5	1	37.5
04:00:00	1	42.5	1	42.5
05:00:00	5	32.5	2	45.0
06:00:00	25	25.3	14	40.7
07:00:00	76	15.5	18	39.7
08:00:00	96	11.1	8	38.8

Starting Hour	Count	Average Speed of all Traffic	Violator Counts	Average Speed of Violators
09:00:00	90	10.8	5	37.5
10:00:00	55	14.6	3	37.5
11:00:00	66	13.2	6	37.5
12:00:00	66	15.0	5	38.5
13:00:00	63	13.5	2	37.5
14:00:00	81	12.0	3	37.5
15:00:00	120	11.1	14	39.6
16:00:00	93	11.0	6	39.2
17:00:00	183	6.4	9	40.8
18:00:00	66	12.9	5	41.5
19:00:00	44	19.5	9	41.4
20:00:00	24	30.2	8	41.3
21:00:00	23	22.5	5	39.5
22:00:00	9	27.5	4	40.0
23:00:00	4	32.5	2	37.5
00:00:00	6	30.0	2	40.0
01:00:00	0	N/A	N/A	N/A
02:00:00	1	42.5	1	42.5
03:00:00	2	35.0	1	37.5
04:00:00	0	N/A	N/A	N/A
05:00:00	3	37.5	2	42.5
06:00:00	25	24.9	5	42.5
07:00:00	92	11.7	11	39.3
08:00:00	93	10.9	3	37.5
09:00:00	88	10.1	3	40.8
10:00:00	62	13.6	1	37.5
11:00:00	75	11.7	4	37.5
12:00:00	147	7.7	7	39.6
13:00:00	108	9.8	3	40.8
14:00:00	142	6.3	2	37.5
15:00:00	143	8.2	7	38.2
16:00:00	336	3.4	6	40.8
17:00:00	264	4.2	7	39.6
18:00:00	330	2.8	6	38.3
19:00:00	252	2.8	4	40.0
20:00:00	523	1.0	3	40.8
21:00:00	42	9.1	2	37.5
22:00:00	11	27.7	2	37.5
23:00:00	5	33.5	2	37.5
00:00:00	0	N/A	N/A	N/A
01:00:00	0	N/A	N/A	N/A
02:00:00	1	42.5	1	42.5
03:00:00	0	N/A	N/A	N/A
04:00:00	0	N/A	N/A	N/A
05:00:00	5	34.5	3	39.2
06:00:00	29	28.1	10	39.0
07:00:00	61	17.5	9	39.7
08:00:00	94	11.8	7	38.2
09:00:00	69	11.4	3	39.2
10:00:00	67	14.1	5	39.5
11:00:00	69	12.7	6	37.5

Starting Hour	Count	Average Speed of all Traffic	Violator Counts	Average Speed of Violators
12:00:00	70	13.9	3	37.5
13:00:00	65	14.9	11	38.9
14:00:00	78	11.7	4	41.3
15:00:00	131	8.5	6	38.3
16:00:00	101	10.0	8	37.5
17:00:00	96	12.2	15	38.5
18:00:00	81	14.6	17	39.0
19:00:00	40	26.6	14	42.5
20:00:00	21	24.8	5	38.5
21:00:00	17	25.9	4	41.3
22:00:00	14	27.7	4	42.5
23:00:00	16	21.9	2	37.5
00:00:00	5	31.5	1	37.5
01:00:00	3	37.5	2	42.5
02:00:00	2	40.0	2	40.0
03:00:00	1	47.5	1	47.5
04:00:00	1	27.5	0	NaN
05:00:00	3	32.5	1	37.5
06:00:00	5	31.5	1	37.5
07:00:00	15	27.2	2	45.0
08:00:00	43	20.1	11	39.3
09:00:00	48	15.2	2	37.5
10:00:00	60	14.0	2	37.5
11:00:00	101	11.0	7	37.5
12:00:00	76	11.9	11	37.5
13:00:00	71	15.6	13	38.7
14:00:00	42	19.2	6	38.3
15:00:00	59	16.1	4	38.8
16:00:00	65	15.7	13	37.9
17:00:00	40	22.8	10	41.0
18:00:00	35	22.4	10	40.0
19:00:00	27	26.8	14	40.4
20:00:00	14	30.5	3	40.8
21:00:00	129	4.5	5	42.5
22:00:00	236	1.1	1	37.5
23:00:00	14	26.1	3	42.5
00:00:00	156	2.5	2	42.5
01:00:00	101	2.0	1	37.5
02:00:00	129	1.4	0	NaN
03:00:00	119	1.0	0	NaN
04:00:00	1	37.5	1	37.5
05:00:00	2	30.0	0	NaN
06:00:00	4	28.8	0	NaN
07:00:00	13	26.0	2	40.0
08:00:00	16	25.3	7	39.6
09:00:00	38	18.6	4	41.3
10:00:00	67	12.8	5	37.5
11:00:00	61	13.0	3	37.5
12:00:00	72	14.1	10	39.5
13:00:00	67	12.6	5	37.5
14:00:00	47	18.8	7	38.2

Starting Hour	Count	Average Speed of all Traffic	Violator Counts	Average Speed of Violators
15:00:00	52	16.1	6	39.2
16:00:00	55	14.5	8	38.8
17:00:00	32	22.7	8	39.4
18:00:00	25	24.2	6	41.7
19:00:00	16	27.2	4	37.5
20:00:00	10	20.8	3	37.5
21:00:00	62	5.8	3	39.2
22:00:00	111	2.7	2	42.5
23:00:00	642	0.7	0	NaN
00:00:00	3	20.8	1	47.5
01:00:00	0	N/A	N/A	N/A
02:00:00	0	N/A	N/A	N/A
03:00:00	1	37.5	1	37.5
04:00:00	1	42.5	1	42.5
05:00:00	4	35.0	3	39.2
06:00:00	21	31.7	10	42.0
07:00:00	80	12.0	5	41.5
08:00:00	108	10.0	6	40.0
09:00:00	77	13.7	7	38.2
10:00:00	82	11.9	5	39.5
11:00:00	73	13.2	5	38.5
12:00:00	60	15.0	6	38.3
13:00:00	86	13.0	6	37.5
14:00:00	84	11.4	7	39.6
15:00:00	114	9.0	2	37.5
16:00:00	101	11.7	9	38.1
17:00:00	90	13.4	17	39.6
18:00:00	51	19.8	11	39.8
19:00:00	35	22.1	11	40.7
20:00:00	26	23.1	7	38.9
21:00:00	13	26.0	2	45.0
22:00:00	8	34.4	2	42.5
23:00:00	3	21.7	0	NaN
00:00:00	1	42.5	1	42.5
01:00:00	1	47.5	1	47.5
02:00:00	2	32.5	1	37.5
03:00:00	1	37.5	1	37.5
04:00:00	0	N/A	N/A	N/A
05:00:00	10	32.8	5	40.5
06:00:00	21	23.3	9	39.2
07:00:00	67	18.0	13	41.0
08:00:00	87	10.2	5	38.5
09:00:00	70	12.6	1	37.5
10:00:00	74	13.3	4	40.0
11:00:00	79	10.7	2	37.5
12:00:00	71	13.7	6	37.5
13:00:00	70	14.6	9	38.6
14:00:00	64	14.3	7	40.4
15:00:00	108	11.7	6	37.5
16:00:00	103	10.2	9	39.2
17:00:00	199	5.6	6	41.7

Starting Hour	Count	Average Speed of all Traffic	Violator Counts	Average Speed of Violators
18:00:00	82	11.9	9	39.2
19:00:00	52	17.7	17	39.6
20:00:00	16	20.0	1	37.5
21:00:00	13	26.0	2	42.5
22:00:00	12	23.5	1	42.5
23:00:00	1	42.5	1	42.5
00:00:00	2	13.8	0	NaN
01:00:00	2	35.0	1	42.5
02:00:00	0	N/A	N/A	N/A
03:00:00	2	40.0	2	40.0
04:00:00	0	N/A	N/A	N/A
05:00:00	5	27.0	3	37.5
06:00:00	21	28.8	8	40.6
07:00:00	60	13.8	7	38.2
08:00:00	101	11.0	9	38.1
09:00:00	76	13.5	7	37.5
10:00:00	58	13.3	1	37.5
11:00:00	97	9.9	3	39.2
12:00:00	135	8.7	11	41.6
13:00:00	108	11.5	13	39.8
14:00:00	132	9.0	8	40.0
15:00:00	137	7.3	7	37.5
16:00:00	120	9.0	8	37.5
17:00:00	101	11.6	10	39.0
18:00:00	66	15.9	14	40.4
19:00:00	41	18.6	9	38.6
20:00:00	33	20.4	4	43.8
21:00:00	23	23.6	8	39.4
22:00:00	31	14.9	6	40.8
23:00:00	8	31.9	3	40.8
00:00:00	327	0.6	1	37.5
01:00:00	2	40.0	2	40.0
02:00:00	39	1.0	0	NaN
03:00:00	206	0.7	0	NaN
04:00:00	5	11.5	1	42.5
05:00:00	10	32.3	6	42.5
06:00:00	20	26.6	10	41.0
07:00:00	79	11.3	13	39.8
08:00:00	90	10.1	6	37.5
09:00:00	80	12.1	7	37.5
10:00:00	61	17.1	12	39.6
11:00:00	74	12.5	2	37.5
12:00:00	78	13.0	6	37.5
13:00:00	82	11.8	3	37.5
14:00:00	64	13.4	4	40.0
15:00:00	120	8.4	1	37.5
16:00:00	123	9.2	3	39.2
17:00:00	91	10.5	8	38.1
18:00:00	81	14.0	16	38.8
19:00:00	45	21.0	11	41.6
20:00:00	25	23.0	4	41.3

Starting Hour	Count	Average Speed of all Traffic	Violator Counts	Average Speed of Violators
21:00:00	30	21.0	4	42.5
22:00:00	20	9.8	1	37.5
23:00:00	26	4.9	0	NaN
00:00:00	62	3.3	2	40.0
01:00:00	1	27.5	0	NaN
02:00:00	0	N/A	N/A	N/A
03:00:00	1	52.5	1	52.5
04:00:00	2	35.0	1	37.5
05:00:00	4	32.5	2	37.5
06:00:00	21	23.6	8	40.6
07:00:00	56	16.2	9	39.2
08:00:00	95	10.2	4	37.5
09:00:00	57	16.1	6	37.5
10:00:00	109	9.1	7	39.6
11:00:00	364	2.9	4	40.0
12:00:00	83	11.5	6	37.5
13:00:00	278	3.1	4	40.0
14:00:00	264	3.9	5	40.5
15:00:00	289	4.3	3	39.2
16:00:00	114	10.9	12	38.3
17:00:00	136	7.7	6	40.8
18:00:00	192	4.8	5	39.5
19:00:00	509	1.1	1	37.5
20:00:00	40	19.7	9	39.2
21:00:00	16	23.9	3	37.5
22:00:00	13	32.3	6	40.0
23:00:00	13	26.3	4	38.8
00:00:00	5	34.0	4	45.0
01:00:00	2	37.5	2	37.5
02:00:00	1	42.5	1	42.5
03:00:00	2	37.5	1	42.5
04:00:00	0	N/A	N/A	N/A
05:00:00	3	40.8	2	45.0
06:00:00	3	42.5	2	47.5
07:00:00	24	21.7	5	41.5
08:00:00	167	4.0	7	38.2
09:00:00	71	13.0	2	40.0
10:00:00	62	15.2	4	42.5
11:00:00	61	17.3	12	38.3
12:00:00	71	15.1	7	40.4
13:00:00	57	16.3	10	39.5
14:00:00	46	21.0	10	39.5
15:00:00	61	11.9	3	37.5
16:00:00	53	17.5	10	38.5
17:00:00	48	14.9	6	38.3
18:00:00	30	20.4	4	40.0
19:00:00	23	26.3	9	40.8
20:00:00	17	25.9	3	44.2
21:00:00	14	27.0	3	42.5
22:00:00	7	25.7	1	37.5
23:00:00	11	31.8	5	41.5

Starting Hour	Count	Average Speed of all Traffic	Violator Counts	Average Speed of Violators
00:00:00	3	30.8	0	NaN
01:00:00	4	36.3	3	39.2
02:00:00	6	26.3	0	NaN
03:00:00	3	35.8	1	42.5
04:00:00	4	38.8	3	42.5
05:00:00	0	N/A	N/A	N/A
06:00:00	5	32.5	1	47.5
07:00:00	11	32.0	2	42.5
08:00:00	16	27.0	4	40.0
09:00:00	36	18.8	3	37.5
10:00:00	54	17.9	10	39.5
11:00:00	94	10.4	3	37.5
12:00:00	60	14.6	7	38.2
13:00:00	64	14.5	6	40.8
14:00:00	51	16.0	4	37.5
15:00:00	66	17.9	14	38.9
16:00:00	37	19.9	3	42.5
17:00:00	48	20.1	11	39.8
18:00:00	34	22.2	5	39.5
19:00:00	18	30.7	6	40.8
20:00:00	23	22.7	4	40.0
21:00:00	15	25.0	3	39.2
22:00:00	6	33.3	3	37.5
23:00:00	4	42.5	2	55.0
00:00:00	1	27.5	0	NaN
01:00:00	0	N/A	N/A	N/A
02:00:00	0	N/A	N/A	N/A
03:00:00	0	N/A	N/A	N/A
04:00:00	1	32.5	0	NaN
05:00:00	5	35.5	2	42.5
06:00:00	13	36.2	8	43.8
07:00:00	42	19.1	8	39.4
08:00:00	65	14.9	7	41.1
09:00:00	66	17.0	12	38.8
10:00:00	74	13.7	5	39.5
11:00:00	65	13.9	3	44.2
12:00:00	84	11.9	9	37.5
13:00:00	80	12.4	6	39.2
14:00:00	60	16.0	6	37.5
15:00:00	93	11.6	6	39.2
16:00:00	77	12.5	7	38.2
17:00:00	96	10.5	11	42.0
18:00:00	76	14.5	13	40.2
19:00:00	47	19.4	16	39.4
20:00:00	26	21.7	5	38.5
21:00:00	16	22.2	3	40.8
22:00:00	11	32.3	5	39.5
23:00:00	7	31.1	1	37.5
00:00:00	3	27.5	0	NaN
01:00:00	3	39.2	3	39.2
02:00:00	0	N/A	N/A	N/A

Starting Hour	Count	Average Speed of all Traffic	Violator Counts	Average Speed of Violators
03:00:00	106	1.1	0	NaN
04:00:00	178	0.5	1	42.5
05:00:00	5	38.5	3	44.2
06:00:00	9	28.1	3	42.5
07:00:00	24	23.0	5	38.5
08:00:00	38	20.9	6	40.0
09:00:00	67	14.6	8	40.0
10:00:00	232	4.1	4	37.5
11:00:00	242	4.5	4	38.8
12:00:00	60	14.5	5	38.5
13:00:00	90	10.7	7	38.2
14:00:00	77	13.1	9	38.1
15:00:00	78	14.3	8	44.4
16:00:00	64	16.0	9	40.3
17:00:00	42	25.8	12	44.6
18:00:00	27	27.1	10	39.5
19:00:00	24	26.0	4	40.0
20:00:00	16	25.0	1	37.5
21:00:00	14	28.9	5	39.5
22:00:00	10	25.5	1	57.5
23:00:00	6	32.5	2	40.0
00:00:00	3	32.5	1	37.5
01:00:00	3	24.2	0	NaN
02:00:00	0	N/A	N/A	N/A
03:00:00	0	N/A	N/A	N/A
04:00:00	1	32.5	0	NaN
05:00:00	1	27.5	0	NaN
06:00:00	1	42.5	1	42.5
07:00:00	6	34.2	1	47.5
08:00:00	12	26.3	4	38.8
09:00:00	18	24.0	3	37.5
10:00:00	47	19.6	12	40.8
11:00:00	48	17.4	8	37.5
12:00:00	33	20.2	4	41.3
13:00:00	30	19.8	3	40.8
14:00:00	20	25.6	8	40.0
15:00:00	24	21.6	2	37.5
16:00:00	23	22.3	4	40.0
17:00:00	18	20.4	0	NaN
18:00:00	16	30.9	6	41.7
19:00:00	18	26.8	2	42.5
20:00:00	13	22.3	1	37.5
21:00:00	22	21.9	3	39.2
22:00:00	12	18.8	2	37.5
23:00:00	5	32.5	1	37.5
00:00:00	6	20.0	0	NaN
01:00:00	0	N/A	N/A	N/A
02:00:00	1	32.5	0	NaN
03:00:00	0	N/A	N/A	N/A
04:00:00	1	27.5	0	NaN
05:00:00	1	32.5	0	NaN

Starting Hour	Count	Average Speed of all Traffic	Violator Counts	Average Speed of Violators
06:00:00	3	39.2	2	42.5
07:00:00	7	28.9	1	42.5
08:00:00	15	24.8	4	41.3
09:00:00	27	16.6	5	37.5
10:00:00	38	21.9	10	38.5
11:00:00	51	18.6	6	38.3
12:00:00	42	13.2	4	37.5
13:00:00	33	20.6	4	37.5
14:00:00	38	18.3	2	37.5
15:00:00	47	16.0	6	40.0
16:00:00	42	16.7	1	37.5
17:00:00	26	18.3	4	37.5
18:00:00	15	26.5	5	43.5
19:00:00	32	22.5	9	40.8
20:00:00	27	14.3	4	37.5
21:00:00	12	24.6	2	37.5
22:00:00	8	30.6	1	37.5
23:00:00	4	36.3	2	40.0
00:00:00	2	35.0	1	42.5
01:00:00	3	23.3	1	37.5
02:00:00	0	N/A	N/A	N/A
03:00:00	0	N/A	N/A	N/A
04:00:00	0	N/A	N/A	N/A
05:00:00	6	37.5	3	44.2
06:00:00	10	29.0	4	41.3
07:00:00	16	29.7	4	40.0
08:00:00	29	24.0	4	42.5
09:00:00	48	16.9	2	37.5
10:00:00	61	15.4	4	38.8
11:00:00	70	12.0	1	37.5
12:00:00	81	11.9	3	37.5
13:00:00	43	18.0	8	40.6
14:00:00	72	13.8	5	40.5
15:00:00	63	17.5	6	38.3
16:00:00	62	16.3	7	38.2
17:00:00	72	15.4	15	39.5
18:00:00	50	16.5	6	39.2
19:00:00	24	23.5	2	40.0
20:00:00	19	22.5	4	40.0
21:00:00	9	20.6	1	37.5
22:00:00	6	21.7	0	NaN
23:00:00	4	26.3	1	47.5

Incoming Histogram

Mileham-12th Dec-28th Dec

The Street, Mileham (near the Post Office)

from Thu-Dec-05-2019-10-00-AM to Sat-Dec-28-2019-10-59-AM

Date	Starting Hr:min	<5	5 to <10	10 to <15	15 to <20	20 to <25	25 to <30	30 to <35	35 to <40	40 to <45	45 to <50	50 to <55	55 to <60	60 to <65	65 to <70	70 to <75	75 to <80	80 to <85	85 to <90	90 to <95	95 to <100	100 to <105	105 to <110	110 to <115	115 to <120	120 to <125	125 to <130	130 to <135	135 to <140	140 to <145	145 to <150	150 to <155	155 to <160	160 to <165	165 to <170	170 to <175	175 to <180	180 to <185	185 to <190	190 to <195	195 to >200	Total Counts	85pct Speed	10MPH Pace	% in pace	# of Speeders	% Speeders							
05/12/2019	00:00	*	*	*	*	*	*	*	*	*	*	*	*	*	*	*	*	*	*	*	*	*	*	*	*	*	*	*	*	*	*	*	*	*	*	*	*	*	*	*	*	*	*	*	*	*	*	*	*	*	*			
05/12/2019	01:00	*	*	*	*	*	*	*	*	*	*	*	*	*	*	*	*	*	*	*	*	*	*	*	*	*	*	*	*	*	*	*	*	*	*	*	*	*	*	*	*	*	*	*	*	*	*	*	*	*	*			
05/12/2019	02:00	*	*	*	*	*	*	*	*	*	*	*	*	*	*	*	*	*	*	*	*	*	*	*	*	*	*	*	*	*	*	*	*	*	*	*	*	*	*	*	*	*	*	*	*	*	*	*	*	*	*			
05/12/2019	03:00	*	*	*	*	*	*	*	*	*	*	*	*	*	*	*	*	*	*	*	*	*	*	*	*	*	*	*	*	*	*	*	*	*	*	*	*	*	*	*	*	*	*	*	*	*	*	*	*	*	*			
05/12/2019	04:00	*	*	*	*	*	*	*	*	*	*	*	*	*	*	*	*	*	*	*	*	*	*	*	*	*	*	*	*	*	*	*	*	*	*	*	*	*	*	*	*	*	*	*	*	*	*	*	*	*	*			
05/12/2019	05:00	*	*	*	*	*	*	*	*	*	*	*	*	*	*	*	*	*	*	*	*	*	*	*	*	*	*	*	*	*	*	*	*	*	*	*	*	*	*	*	*	*	*	*	*	*	*	*	*	*	*			
05/12/2019	06:00	*	*	*	*	*	*	*	*	*	*	*	*	*	*	*	*	*	*	*	*	*	*	*	*	*	*	*	*	*	*	*	*	*	*	*	*	*	*	*	*	*	*	*	*	*	*	*	*	*	*	*		
05/12/2019	07:00	*	*	*	*	*	*	*	*	*	*	*	*	*	*	*	*	*	*	*	*	*	*	*	*	*	*	*	*	*	*	*	*	*	*	*	*	*	*	*	*	*	*	*	*	*	*	*	*	*	*	*		
05/12/2019	08:00	*	*	*	*	*	*	*	*	*	*	*	*	*	*	*	*	*	*	*	*	*	*	*	*	*	*	*	*	*	*	*	*	*	*	*	*	*	*	*	*	*	*	*	*	*	*	*	*	*	*	*	*	
05/12/2019	09:00	*	*	*	*	*	*	*	*	*	*	*	*	*	*	*	*	*	*	*	*	*	*	*	*	*	*	*	*	*	*	*	*	*	*	*	*	*	*	*	*	*	*	*	*	*	*	*	*	*	*	*	*	
05/12/2019	10:00	0	0	0	1	4	11	6	1	1	0	0	0	0	0	0	0	0	0	0	0	0	0	0	0	0	0	0	0	0	0	0	0	0	0	0	0	0	0	0	0	0	0	0	0	0	0	24	33.3	25 to 35	87.5	2	8.3	
05/12/2019	11:00	0	1	0	2	9	26	20	7	1	0	0	0	0	0	0	0	0	0	0	0	0	0	0	0	0	0	0	0	0	0	0	0	0	0	0	0	0	0	0	0	0	0	0	0	0	0	0	66	34.5	25 to 35	83.3	8	12.1
05/12/2019	12:00	0	1	1	2	6	33	13	3	1	0	0	0	0	0	0	0	0	0	0	0	0	0	0	0	0	0	0	0	0	0	0	0	0	0	0	0	0	0	0	0	0	0	0	0	0	0	0	60	33.1	25 to 35	86.7	4	6.7
05/12/2019	13:00	0	0	0	1	4	26	34	7	0	1	0	0	0	0	0	0	0	0	0	0	0	0	0	0	0	0	0	0	0	0	0	0	0	0	0	0	0	0	0	0	0	0	0	0	0	0	0	73	34.6	30 to 40	91.8	8	11.0
05/12/2019	14:00	0	0	2	1	4	26	38	9	0	1	1	0	0	0	0	0	0	0	0	0	0	0	0	0	0	0	0	0	0	0	0	0	0	0	0	0	0	0	0	0	0	0	0	0	0	0	0	82	34.9	30 to 40	89.0	11	13.4
05/12/2019	15:00	0	1	1	3	19	82	39	7	1	0	0	0	0	0	0	0	0	0	0	0	0	0	0	0	0	0	0	0	0	0	0	0	0	0	0	0	0	0	0	0	0	0	0	0	0	0	0	153	33.1	25 to 35	91.5	8	5.2
05/12/2019	16:00	0	2	0	7	21	63	31	4	2	0	0	0	0	0	0	0	0	0	0	0	0	0	0	0	0	0	0	0	0	0	0	0	0	0	0	0	0	0	0	0	0	0	0	0	0	0	130	32.7	25 to 35	88.5	6	4.6	
05/12/2019	17:00	0	0	0	0	8	41	44	8	1	0	1	0	0	0	0	0	0	0	0	0	0	0	0	0	0	0	0	0	0	0	0	0	0	0	0	0	0	0	0	0	0	0	0	0	0	0	103	34.4	25 to 35	90.3	10	9.7	
05/12/2019	18:00	0	0	1	1	7	21	24	7	2	0	0	0	0	0	0	0	0	0	0	0	0	0	0	0	0	0	0	0	0	0	0	0	0	0	0	0	0	0	0	0	0	0	0	0	0	0	63	35	25 to 35	82.5	9	14.3	
05/12/2019	19:00	0	0	1	1	4	15	18	5	1	0	0	0	0	0	0	0	0	0	0	0	0	0	0	0	0	0	0	0	0	0	0	0	0	0	0	0	0	0	0	0	0	0	0	0	0	0	45	34.7	30 to 40	84.4	6	13.3	
05/12/2019	20:00	0	2	0	0	4	8	10	3	0	0	1	0	0	0	0	0	0	0	0	0	0	0	0	0	0	0	0	0	0	0	0	0	0	0	0	0	0	0	0	0	0	0	0	0	0	0	28	35	25 to 35	78.6	4	14.3	
05/12/2019	21:00	0	2	11	5	2	6	4	2	1	0	0	0	0	0	0	0	0	0	0	0	0	0	0	0	0	0	0	0	0	0	0	0	0	0	0	0	0	0	0	0	0	0	0	0	0	0	33	32.5	10 to 20	54.5	3	9.1	
05/12/2019	22:00	0	92	381	85	3	4	2	1	0	0	0	0	0	0	0	0	0	0	0	0	0	0	0	0	0	0	0	0	0	0	0	0	0	0	0	0	0	0	0	0	0	0	0	0	0	568	15.6	10 to 20	98.2	1	0.2		
05/12/2019	23:00	0	85	187	60	2	2	5	0	0	0	0	0	0	0	0	0	0	0	0	0	0	0	0	0	0	0	0	0	0	0	0	0	0	0	0	0	0	0	0	0	0	0	0	0	0	341	16.5	10 to 20	97.4	*	*		
24 Hr Summary		0	186	585	169	97	364	288	64	11	2	3	0	0	0	0	0	0	0	0	0	0	0	0	0	0	0	0	0	0	0	0	0	0	0	0	0	0	0	0	0	0	0	0	0	0	1769	31.8	10 to 20	53.1	80	4.5		

Incoming Histogram

Mileham-12th Dec-28th Dec

The Street, Mileham (near the Post Office)

from Thu-Dec-05-2019-10-00-AM to Sat-Dec-28-2019-10-59-AM

Date	Starting Hr:min	<5	5 to <10	10 to <15	15 to <20	20 to <25	25 to <30	30 to <35	35 to <40	40 to <45	45 to <50	50 to <55	55 to <60	60 to <65	65 to <70	70 to <75	75 to <80	80 to <85	85 to <90	90 to <95	95 to <100	100 to <105	105 to <110	110 to <115	115 to <120	120 to <125	125 to <130	130 to <135	135 to <140	140 to <145	145 to <150	150 to <155	155 to <160	160 to <165	165 to <170	170 to <175	175 to <180	180 to <185	185 to <190	190 to <195	195 to >200	Total Counts	85pct Speed	10MPH Pace	% in pace	# of Speeders	% Speeders				
06/12/2019	00:00	0	0	0	0	1	1	0	1	0	0	0	0	0	0	0	0	0	0	0	0	0	0	0	0	0	0	0	0	0	0	0	0	0	0	0	0	0	0	0	0	0	3	45	25 to 35	66.7	1	33.3			
06/12/2019	01:00	0	0	0	0	0	1	0	0	0	0	0	0	0	0	0	0	0	0	0	0	0	0	0	0	0	0	0	0	0	0	0	0	0	0	0	0	0	0	0	0	0	1	35	25 to 35	100.0	*	*			
06/12/2019	02:00	0	0	0	0	0	0	0	0	0	0	0	0	0	0	0	0	0	0	0	0	0	0	0	0	0	0	0	0	0	0	0	0	0	0	0	0	0	0	0	0	0	0	0	0	0	0	0	0	0	0
06/12/2019	03:00	0	0	0	0	0	0	1	0	0	0	0	0	0	0	0	0	0	0	0	0	0	0	0	0	0	0	0	0	0	0	0	0	0	0	0	0	0	0	0	0	0	0	1	40	30 to 40	100.0	1	100.0		
06/12/2019	04:00	0	16	0	0	0	0	0	1	0	0	0	0	0	0	0	0	0	0	0	0	0	0	0	0	0	0	0	0	0	0	0	0	0	0	0	0	0	0	0	0	0	0	17	9.4	5 to 15	94.1	1	5.9		
06/12/2019	05:00	0	0	0	1	0	1	3	2	0	0	1	0	0	0	0	0	0	0	0	0	0	0	0	0	0	0	0	0	0	0	0	0	0	0	0	0	0	0	0	0	0	0	8	40	30 to 40	75.0	3	37.5		
06/12/2019	06:00	0	123	217	37	1	4	6	7	3	2	0	0	0	0	0	0	0	0	0	0	0	0	0	0	0	0	0	0	0	0	0	0	0	0	0	0	0	0	0	0	0	400	15	10 to 20	94.3	12	3.0			
06/12/2019	07:00	0	341	413	43	4	11	10	1	1	0	0	0	0	0	0	0	0	0	0	0	0	0	0	0	0	0	0	0	0	0	0	0	0	0	0	0	0	0	0	0	0	824	14.3	10 to 20	96.7	2	0.2			
06/12/2019	08:00	0	12	3	1	6	41	29	3	4	1	0	0	0	0	0	0	0	0	0	0	0	0	0	0	0	0	0	0	0	0	0	0	0	0	0	0	0	0	0	0	0	100	33.8	25 to 35	76.0	8	8.0			
06/12/2019	09:00	0	3	5	2	15	29	22	7	0	0	0	0	0	0	0	0	0	0	0	0	0	0	0	0	0	0	0	0	0	0	0	0	0	0	0	0	0	0	0	0	0	0	83	33.9	25 to 35	79.5	7	8.4		
06/12/2019	10:00	0	0	0	7	16	19	19	2	1	0	0	0	0	0	0	0	0	0	0	0	0	0	0	0	0	0	0	0	0	0	0	0	0	0	0	0	0	0	0	0	0	0	45	33.9	25 to 35	93.3	3	6.7		
06/12/2019	11:00	0	0	3	2	7	39	20	5	1	0	0	0	0	0	0	0	0	0	0	0	0	0	0	0	0	0	0	0	0	0	0	0	0	0	0	0	0	0	0	0	0	77	33.5	25 to 35	85.7	6	7.8			
06/12/2019	12:00	0	2	1	5	4	39	22	4	0	0	0	0	0	0	0	0	0	0	0	0	0	0	0	0	0	0	0	0	0	0	0	0	0	0	0	0	0	0	0	0	0	77	33.2	25 to 35	84.4	4	5.2			
06/12/2019	13:00	0	0	0	6	33	28	7	0	0	0	0	0	0	0	0	0	0	0	0	0	0	0	0	0	0	0	0	0	0	0	0	0	0	0	0	0	0	0	0	0	0	74	34.3	30 to 40	91.9	7	9.5			
06/12/2019	14:00	0	29	18	3	5	30	23	6	4	0	0	0	0	0	0	0	0	0	0	0	0	0	0	0	0	0	0	0	0	0	0	0	0	0	0	0	0	0	0	0	0	118	33.3	30 to 40	50.0	10	8.5			
06/12/2019	15:00	0	1	1	3	23	65	24	3	0	0	0	0	0	0	0	0	0	0	0	0	0	0	0	0	0	0	0	0	0	0	0	0	0	0	0	0	0	0	0	0	0	120	31.9	25 to 35	93.3	3	2.5			
06/12/2019	16:00	0	224	474	85	10	11	19	3	0	0	0	0	0	0	0	0	0	0	0	0	0	0	0	0	0	0	0	0	0	0	0	0	0	0	0	0	0	0	0	0	0	826	15.2	10 to 20	94.8	3	0.4			
06/12/2019	17:00	0	31	8	2	12	32	38	6	2	0	0	0	0	0	0	0	0	0	0	0	0	0	0	0	0	0	0	0	0	0	0	0	0	0	0	0	0	0	0	0	0	131	33.4	25 to 35	62.6	8	6.1			
06/12/2019	18:00	0	0	1	0	0	17	13	5	3	0	0	0	0	0	0	0	0	0	0	0	0	0	0	0	0	0	0	0	0	0	0	0	0	0	0	0	0	0	0	0	0	39	37	30 to 40	89.7	8	20.5			
06/12/2019	19:00	0	0	0	0	15	27	5	1	0	1	0	0	0	0	0	0	0	0	0	0	0	0	0	0	0	0	0	0	0	0	0	0	0	0	0	0	0	0	0	0	0	49	35	30 to 40	95.9	7	14.3			
06/12/2019	20:00	0	0	0	2	1	6	5	1	2	0	0	0	0	0	0	0	0	0	0	0	0	0	0	0	0	0	0	0	0	0	0	0	0	0	0	0	0	0	0	0	0	17	40	30 to 40	70.6	8	47.1			
06/12/2019	21:00	0	0	0	1	4	3	2	0	1	0	0	0	0	0	0	0	0	0	0	0	0	0	0	0	0	0	0	0	0	0	0	0	0	0	0	0	0	0	0	0	0	11	37.5	30 to 40	81.8	3	27.3			
06/12/2019	22:00	0	0	0	0	3	6	2	1	0	0	0	0	0	0	0	0	0	0	0	0	0	0	0	0	0	0	0	0	0	0	0	0	0	0	0	0	0	0	0	0	0	12	37.5	30 to 40	91.7	3	25.0			
06/12/2019	23:00	0	0	0	0	3	4	1	0	0	0	0	0	0	0	0	0	0	0	0	0	0	0	0	0	0	0	0	0	0	0	0	0	0	0	0	0	0	0	0	0	0	8	35	30 to 40	100.0	1	12.5			

Incoming Histogram

Mileham-12th Dec-28th Dec

The Street, Mileham (near the Post Office)

from Thu-Dec-05-2019-10-00-AM to Sat-Dec-28-2019-10-59-AM

24 Hr Summary		0	782	1144	184	103	395	324	77	24	6	2	0	0	0	0	0	0	0	0	0	0	0	0	0	0	0	0	0	0	0	0	0	0	0	0	0	3041	29.7	10 to 20	69.4	109	3.6							
Date	Starting Hr:min	<5	5 to <10	10 to <15	15 to <20	20 to <25	25 to <30	30 to <35	35 to <40	40 to <45	45 to <50	50 to <55	55 to <60	60 to <65	65 to <70	70 to <75	75 to <80	80 to <85	85 to <90	90 to <95	95 to <100	100 to <105	105 to <110	110 to <115	115 to <120	120 to <125	125 to <130	130 to <135	135 to <140	140 to <145	145 to <150	150 to <155	155 to <160	160 to <165	165 to <170	170 to <175	175 to <180	180 to <185	185 to <190	190 to <195	195 to >200	Total Counts	85pct Speed	10MPH Pace	% in pace	# of Speeders	% Speeders			
07/12/2019	00:00	0	0	0	0	4	3	0	0	1	0	1	0	0	0	0	0	0	0	0	0	0	0	0	0	0	0	0	0	0	0	0	0	0	0	0	0	0	0	9	50	25 to 35	77.8	2	22.2					
07/12/2019	01:00	0	0	0	0	0	1	0	0	0	0	0	0	0	0	0	0	0	0	0	0	0	0	0	0	0	0	0	0	0	0	0	0	0	0	0	0	0	0	1	35	25 to 35	100.0	*	*					
07/12/2019	02:00	0	0	0	0	0	0	0	0	0	0	0	0	0	0	0	0	0	0	0	0	0	0	0	0	0	0	0	0	0	0	0	0	0	0	0	0	0	0	0	0	0	0	0	0	0	0	0	0	0
07/12/2019	03:00	0	0	0	0	0	0	1	0	0	0	0	0	0	0	0	0	0	0	0	0	0	0	0	0	0	0	0	0	0	0	0	0	0	0	0	0	0	0	0	0	1	40	30 to 40	100.0	1	100.0			
07/12/2019	04:00	0	0	0	0	0	0	3	0	0	0	0	0	0	0	0	0	0	0	0	0	0	0	0	0	0	0	0	0	0	0	0	0	0	0	0	0	0	0	0	3	40	30 to 40	100.0	3	100.0				
07/12/2019	05:00	0	0	0	0	0	0	0	2	0	0	0	0	0	0	0	0	0	0	0	0	0	0	0	0	0	0	0	0	0	0	0	0	0	0	0	0	0	0	2	45	35 to 45	100.0	2	100.0					
07/12/2019	06:00	0	0	0	1	4	1	1	2	1	0	0	0	0	0	0	0	0	0	0	0	0	0	0	0	0	0	0	0	0	0	0	0	0	0	0	0	0	0	0	10	42.5	25 to 35	60.0	4	40.0				
07/12/2019	07:00	0	0	0	0	4	12	4	0	1	0	0	0	0	0	0	0	0	0	0	0	0	0	0	0	0	0	0	0	0	0	0	0	0	0	0	0	0	0	21	37.5	25 to 35	95.2	5	23.8					
07/12/2019	08:00	0	2	0	1	3	21	16	3	1	0	0	0	0	0	0	0	0	0	0	0	0	0	0	0	0	0	0	0	0	0	0	0	0	0	0	0	0	0	47	34.1	25 to 35	85.1	4	8.5					
07/12/2019	09:00	0	1	0	1	6	18	11	6	1	0	0	0	0	0	0	0	0	0	0	0	0	0	0	0	0	0	0	0	0	0	0	0	0	0	0	0	0	0	44	35	25 to 35	79.5	7	15.9					
07/12/2019	10:00	0	0	0	1	8	28	15	1	0	0	0	0	0	0	0	0	0	0	0	0	0	0	0	0	0	0	0	0	0	0	0	0	0	0	0	0	0	0	53	32.7	25 to 35	96.2	1	1.9					
07/12/2019	11:00	0	0	1	2	16	39	17	0	1	0	0	0	0	0	0	0	0	0	0	0	0	0	0	0	0	0	0	0	0	0	0	0	0	0	0	0	0	0	76	32.1	25 to 35	94.7	1	1.3					
07/12/2019	12:00	0	4	1	4	11	24	15	6	3	0	0	0	0	0	0	0	0	0	0	0	0	0	0	0	0	0	0	0	0	0	0	0	0	0	0	0	0	0	68	34.7	25 to 35	73.5	9	13.2					
07/12/2019	13:00	0	0	0	1	5	24	16	2	1	0	1	0	0	0	0	0	0	0	0	0	0	0	0	0	0	0	0	0	0	0	0	0	0	0	0	0	0	0	50	33.8	25 to 35	90.0	4	8.0					
07/12/2019	14:00	0	0	0	1	3	21	25	5	2	0	0	0	0	0	0	0	0	0	0	0	0	0	0	0	0	0	0	0	0	0	0	0	0	0	0	0	0	0	57	34.6	30 to 40	89.5	7	12.3					
07/12/2019	15:00	0	0	0	0	2	17	30	7	4	0	0	1	0	0	0	0	0	0	0	0	0	0	0	0	0	0	0	0	0	0	0	0	0	0	0	0	0	0	61	37.1	30 to 40	88.5	12	19.7					
07/12/2019	16:00	0	2	0	0	2	21	21	4	1	0	1	0	0	0	0	0	0	0	0	0	0	0	0	0	0	0	0	0	0	0	0	0	0	0	0	0	0	0	52	34.5	30 to 40	88.5	6	11.5					
07/12/2019	17:00	0	0	0	0	3	8	15	4	1	1	0	0	0	0	0	0	0	0	0	0	0	0	0	0	0	0	0	0	0	0	0	0	0	0	0	0	0	0	32	36.2	30 to 40	84.4	6	18.8					
07/12/2019	18:00	0	0	3	1	4	8	11	4	1	2	0	0	0	0	0	0	0	0	0	0	0	0	0	0	0	0	0	0	0	0	0	0	0	0	0	0	0	0	34	37.5	25 to 35	67.6	7	20.6					
07/12/2019	19:00	0	1	2	2	2	6	8	5	1	0	1	1	0	0	0	0	0	0	0	0	0	0	0	0	0	0	0	0	0	0	0	0	0	0	0	0	0	0	29	39	30 to 40	65.5	8	27.6					
07/12/2019	20:00	0	0	0	0	1	3	4	5	2	1	0	0	0	0	0	0	0	0	0	0	0	0	0	0	0	0	0	0	0	0	0	0	0	0	0	0	0	0	16	42.5	30 to 40	75.0	8	50.0					
07/12/2019	21:00	0	0	0	0	0	4	4	4	0	0	0	0	0	0	0	0	0	0	0	0	0	0	0	0	0	0	0	0	0	0	0	0	0	0	0	0	0	0	12	37.5	30 to 40	100.0	4	33.3					
07/12/2019	22:00	0	0	0	0	1	13	2	1	1	0	0	0	0	0	0	0	0	0	0	0	0	0	0	0	0	0	0	0	0	0	0	0	0	0	0	0	0	0	18	32.5	25 to 35	88.9	2	11.1					

Incoming Histogram
 Mileham-12th Dec-28th Dec
 The Street, Mileham (near the Post Office)

from Thu-Dec-05-2019-10-00-AM to Sat-Dec-28-2019-10-59-AM

07/12/2019	23:00	0	0	0	0	5	1	2	2	2	0	0	0	0	0	0	0	0	0	0	0	0	0	0	0	0	0	0	0	0	0	0	0	0	0	0	0	12	45	30 to 40	66.7	6	50.0						
24 Hr Summary		0	10	7	14	68	272	228	68	26	9	3	3	0	0	0	0	0	0	0	0	0	0	0	0	0	0	0	0	0	0	0	0	0	0	0	0	0	0	708	35.2	25 to 35	80.2	109	15.4				
Date	Starting Hr:min	<5 to <10	10 to <15	15 to <20	20 to <25	25 to <30	30 to <35	35 to <40	40 to <45	45 to <50	50 to <55	55 to <60	60 to <65	65 to <70	70 to <75	75 to <80	80 to <85	85 to <90	90 to <95	95 to <100	100 to <105	105 to <110	110 to <115	115 to <120	120 to <125	125 to <130	130 to <135	135 to <140	140 to <145	145 to <150	150 to <155	155 to <160	160 to <165	165 to <170	170 to <175	175 to <180	180 to <185	185 to <190	190 to <195	195 to >200	Total Counts	85pct Speed	10MPH Pace	% in pace	# of Speeders	% Speeders			
08/12/2019	00:00	0	65	71	6	0	1	3	0	2	0	1	0	0	0	0	0	0	0	0	0	0	0	0	0	0	0	0	0	0	0	0	0	0	0	0	0	0	0	0	149	14.4	10 to 20	95.3	3	2.0			
08/12/2019	01:00	0	394	333	25	0	1	1	1	0	0	0	0	0	0	0	0	0	0	0	0	0	0	0	0	0	0	0	0	0	0	0	0	0	0	0	0	0	0	0	755	13.7	10 to 20	99.6	1	0.1			
08/12/2019	02:00	0	65	82	18	7	3	0	1	1	0	1	0	0	0	0	0	0	0	0	0	0	0	0	0	0	0	0	0	0	0	0	0	0	0	0	0	0	0	178	16.1	10 to 20	92.7	3	1.7				
08/12/2019	03:00	0	32	77	27	1	1	1	0	0	1	0	0	0	0	0	0	0	0	0	0	0	0	0	0	0	0	0	0	0	0	0	0	0	0	0	0	0	0	140	16.9	10 to 20	97.1	1	0.7				
08/12/2019	04:00	0	0	0	0	0	0	0	0	0	0	0	0	0	0	0	0	0	0	0	0	0	0	0	0	0	0	0	0	0	0	0	0	0	0	0	0	0	0	0	0	0	0	*	*	*	*	*	*
08/12/2019	05:00	0	0	0	0	0	0	1	0	0	0	0	0	0	0	0	0	0	0	0	0	0	0	0	0	0	0	0	0	0	0	0	0	0	0	0	0	0	0	0	1	40	30 to 40	100.0	1	100.0			
08/12/2019	06:00	0	0	0	0	0	2	0	1	1	0	0	0	0	0	0	0	0	0	0	0	0	0	0	0	0	0	0	0	0	0	0	0	0	0	0	0	0	0	0	4	45	35 to 45	75.0	2	50.0			
08/12/2019	07:00	0	0	0	2	5	1	2	0	1	0	0	0	0	0	0	0	0	0	0	0	0	0	0	0	0	0	0	0	0	0	0	0	0	0	0	0	0	0	0	11	37.5	25 to 35	72.7	3	27.3			
08/12/2019	08:00	0	0	1	1	8	8	1	0	0	0	0	0	0	0	0	0	0	0	0	0	0	0	0	0	0	0	0	0	0	0	0	0	0	0	0	0	0	0	0	19	33.8	25 to 35	89.5	1	5.3			
08/12/2019	09:00	0	20	15	0	2	11	10	5	3	0	0	0	0	0	0	0	0	0	0	0	0	0	0	0	0	0	0	0	0	0	0	0	0	0	0	0	0	0	0	66	34	5 to 15	53.0	8	12.1			
08/12/2019	10:00	0	1	0	0	3	14	29	9	2	0	0	0	0	0	0	0	0	0	0	0	0	0	0	0	0	0	0	0	0	0	0	0	0	0	0	0	0	0	0	58	36.1	30 to 40	89.7	11	19.0			
08/12/2019	11:00	0	1	2	1	11	18	32	3	2	0	0	0	0	0	0	0	0	0	0	0	0	0	0	0	0	0	0	0	0	0	0	0	0	0	0	0	0	0	0	70	34.2	25 to 35	87.1	5	7.1			
08/12/2019	12:00	0	0	1	1	2	26	29	10	4	0	0	0	0	0	0	0	0	0	0	0	0	0	0	0	0	0	0	0	0	0	0	0	0	0	0	0	0	0	0	73	36.5	30 to 40	89.0	14	19.2			
08/12/2019	13:00	0	0	0	1	4	17	19	5	0	0	1	0	0	0	0	0	0	0	0	0	0	0	0	0	0	0	0	0	0	0	0	0	0	0	0	0	0	0	0	47	34.7	30 to 40	87.2	6	12.8			
08/12/2019	14:00	0	0	1	4	3	18	22	4	1	0	0	0	0	0	0	0	0	0	0	0	0	0	0	0	0	0	0	0	0	0	0	0	0	0	0	0	0	0	53	34.3	30 to 40	83.0	5	9.4				
08/12/2019	15:00	0	0	0	1	3	16	23	2	1	0	0	0	0	0	0	0	0	0	0	0	0	0	0	0	0	0	0	0	0	0	0	0	0	0	0	0	0	0	46	34.1	25 to 35	91.3	3	6.5				
08/12/2019	16:00	0	39	82	13	5	15	14	1	1	0	0	0	0	0	0	0	0	0	0	0	0	0	0	0	0	0	0	0	0	0	0	0	0	0	0	0	0	0	170	26.7	10 to 20	78.8	2	1.2				
08/12/2019	17:00	0	0	0	3	5	21	9	2	1	0	0	0	0	0	0	0	0	0	0	0	0	0	0	0	0	0	0	0	0	0	0	0	0	0	0	0	0	0	41	33.3	25 to 35	85.4	3	7.3				
08/12/2019	18:00	0	0	3	0	1	18	5	2	1	0	1	0	0	0	0	0	0	0	0	0	0	0	0	0	0	0	0	0	0	0	0	0	0	0	0	0	0	0	31	34	30 to 40	80.6	4	12.9				
08/12/2019	19:00	0	0	0	0	2	8	11	3	0	0	0	0	0	0	0	0	0	0	0	0	0	0	0	0	0	0	0	0	0	0	0	0	0	0	0	0	0	0	24	34.5	30 to 40	91.7	3	12.5				
08/12/2019	20:00	0	0	0	0	0	6	3	2	0	0	1	0	0	0	0	0	0	0	0	0	0	0	0	0	0	0	0	0	0	0	0	0	0	0	0	0	0	0	12	37.5	30 to 40	91.7	3	25.0				
08/12/2019	21:00	0	0	0	0	0	2	4	0	1	1	0	0	0	0	0	0	0	0	0	0	0	0	0	0	0	0	0	0	0	0	0	0	0	0	0	0	0	0	8	45	25 to 35	75.0	2	25.0				

Incoming Histogram
 Mileham-12th Dec-28th Dec
 The Street, Mileham (near the Post Office)

from Thu-Dec-05-2019-10-00-AM to Sat-Dec-28-2019-10-59-AM

08/12/2019	22:00	0	0	0	0	2	2	1	0	0	0	0	0	0	0	0	0	0	0	0	0	0	0	0	0	0	0	0	0	0	0	0	0	0	0	0	0	0	0	5	35	30 to 40	100.0	1	20.0		
08/12/2019	23:00	0	0	0	0	0	0	0	0	0	0	0	0	0	0	0	0	0	0	0	0	0	0	0	0	0	0	0	0	0	0	0	0	0	0	0	0	0	0	0	0	*	*	*	*		
24 Hr Summary		0	617	667	101	52	211	228	55	21	4	3	2	0	0	0	0	0	0	0	0	0	0	0	0	0	0	0	0	0	0	0	0	0	0	0	0	0	0	0	0	1961	30.4	10 to 20	70.6	85	4.3

Page 4

Date	Starting Hr:min	<5 to <10	10 to <15	15 to <20	20 to <25	25 to <30	30 to <35	35 to <40	40 to <45	45 to <50	50 to <55	55 to <60	60 to <65	65 to <70	70 to <75	75 to <80	80 to <85	85 to <90	90 to <95	95 to <100	100 to <105	105 to <110	110 to <115	115 to <120	120 to <125	125 to <130	130 to <135	135 to <140	140 to <145	145 to <150	150 to <155	155 to <160	160 to <165	165 to <170	170 to <175	175 to <180	180 to <185	185 to <190	190 to <195	195 to >200	Total Counts	85pct Speed	10MPH Pace	% in pace	# of Speeders	% Speeders			
09/12/2019	00:00	0	0	0	0	2	0	0	0	0	0	0	0	0	0	0	0	0	0	0	0	0	0	0	0	0	0	0	0	0	0	0	0	0	0	0	0	0	0	0	0	2	30	20 to 30	100.0	*	*		
09/12/2019	01:00	0	0	0	0	0	0	0	0	0	0	0	0	0	0	0	0	0	0	0	0	0	0	0	0	0	0	0	0	0	0	0	0	0	0	0	0	0	0	0	0	0	0	0	*	*	*	*	
09/12/2019	02:00	0	0	0	0	0	0	0	0	0	0	0	0	0	0	0	0	0	0	0	0	0	0	0	0	0	0	0	0	0	0	0	0	0	0	0	0	0	0	0	0	0	0	0	0	*	*	*	*
09/12/2019	03:00	0	0	0	0	0	0	0	1	0	0	0	0	0	0	0	0	0	0	0	0	0	0	0	0	0	0	0	0	0	0	0	0	0	0	0	0	0	0	0	0	1	45	35 to 45	100.0	1	100.0		
09/12/2019	04:00	0	0	0	0	0	0	0	0	0	0	0	0	0	0	0	0	0	0	0	0	0	0	0	0	0	0	0	0	0	0	0	0	0	0	0	0	0	0	0	0	0	0	0	0	*	*	*	*
09/12/2019	05:00	0	9	3	0	0	0	2	2	0	0	0	0	0	0	0	0	0	0	0	0	0	0	0	0	0	0	0	0	0	0	0	0	0	0	0	0	0	0	0	0	0	16	40	5 to 15	75.0	4	25.0	
09/12/2019	06:00	0	0	1	0	2	5	8	5	2	3	2	0	0	0	0	0	0	0	0	0	0	0	0	0	0	0	0	0	0	0	0	0	0	0	0	0	0	0	0	0	0	28	46.7	30 to 40	64.3	12	42.9	
09/12/2019	07:00	0	0	0	1	2	30	27	15	3	0	0	0	0	0	0	0	0	0	0	0	0	0	0	0	0	0	0	0	0	0	0	0	0	0	0	0	0	0	0	0	0	78	37	30 to 40	92.3	18	23.1	
09/12/2019	08:00	0	3	2	4	9	49	29	3	3	0	0	0	0	0	0	0	0	0	0	0	0	0	0	0	0	0	0	0	0	0	0	0	0	0	0	0	0	0	0	0	0	102	33.4	25 to 35	85.3	6	5.9	
09/12/2019	09:00	0	3	1	3	7	34	29	3	1	1	0	0	0	0	0	0	0	0	0	0	0	0	0	0	0	0	0	0	0	0	0	0	0	0	0	0	0	0	0	0	0	82	33.8	25 to 35	85.4	5	6.1	
09/12/2019	10:00	0	2	0	3	10	22	23	3	0	0	0	0	0	0	0	0	0	0	0	0	0	0	0	0	0	0	0	0	0	0	0	0	0	0	0	0	0	0	0	0	0	63	33.7	25 to 35	87.3	3	4.8	
09/12/2019	11:00	0	2	0	2	5	46	11	2	1	0	0	0	0	0	0	0	0	0	0	0	0	0	0	0	0	0	0	0	0	0	0	0	0	0	0	0	0	0	0	0	0	69	31.8	25 to 35	89.9	3	4.3	
09/12/2019	12:00	0	4	2	2	8	32	14	5	1	0	0	0	0	0	0	0	0	0	0	0	0	0	0	0	0	0	0	0	0	0	0	0	0	0	0	0	0	0	0	0	0	68	33.6	25 to 35	79.4	6	8.8	
09/12/2019	13:00	0	4	2	1	7	33	23	3	0	0	0	0	0	0	0	0	0	0	0	0	0	0	0	0	0	0	0	0	0	0	0	0	0	0	0	0	0	0	0	0	0	73	33.3	25 to 35	86.3	3	4.1	
09/12/2019	14:00	0	1	0	1	8	34	17	1	1	1	0	0	0	0	0	0	0	0	0	0	0	0	0	0	0	0	0	0	0	0	0	0	0	0	0	0	0	0	0	0	0	64	32.9	25 to 35	92.2	3	4.7	
09/12/2019	15:00	0	2	2	3	10	66	35	2	0	0	0	0	0	0	0	0	0	0	0	0	0	0	0	0	0	0	0	0	0	0	0	0	0	0	0	0	0	0	0	0	0	120	32.7	25 to 35	92.5	2	1.7	
09/12/2019	16:00	0	1	0	0	8	49	28	5	0	1	0	0	0	0	0	0	0	0	0	0	0	0	0	0	0	0	0	0	0	0	0	0	0	0	0	0	0	0	0	0	0	92	33.6	25 to 35	92.4	6	6.5	
09/12/2019	17:00	0	0	1	0	9	41	35	5	1	1	0	0	0	0	0	0	0	0	0	0	0	0	0	0	0	0	0	0	0	0	0	0	0	0	0	0	0	0	0	0	0	93	34	25 to 35	91.4	7	7.5	
09/12/2019	18:00	0	0	0	0	0	20	22	11	2	2	0	0	0	0	0	0	0	0	0	0	0	0	0	0	0	0	0	0	0	0	0	0	0	0	0	0	0	0	0	0	0	57	37.7	30 to 40	93.0	15	26.3	
09/12/2019	19:00	0	0	0	0	3	5	7	2	2	1	0	0	0	0	0	0	0	0	0	0	0	0	0	0	0	0	0	0	0	0	0	0	0	0	0	0	0	0	0	0	0	20	40	25 to 35	75.0	5	25.0	
09/12/2019	20:00	0	0	0	0	7	8	6	1	0	0	0	0	0	0	0	0	0	0	0	0	0	0	0	0	0	0	0	0	0	0	0	0	0	0	0	0	0	0	0	0	0	22	38.3	30 to 40	95.5	7	31.8	

Incoming Histogram
 Mileham-12th Dec-28th Dec
 The Street, Mileham (near the Post Office)

from Thu-Dec-05-2019-10-00-AM to Sat-Dec-28-2019-10-59-AM

09/12/2019	21:00	0	0	0	0	3	4	9	1	0	0	0	0	0	0	0	0	0	0	0	0	0	0	0	0	0	0	0	0	0	0	0	0	0	0	0	17	38.9	30 to 40	94.1	10	58.8
09/12/2019	22:00	0	0	0	0	2	3	1	1	0	0	0	0	0	0	0	0	0	0	0	0	0	0	0	0	0	0	0	0	0	0	0	0	0	0	0	7	40	30 to 40	85.7	2	28.6
09/12/2019	23:00	0	0	0	0	2	0	1	0	0	0	0	0	0	0	0	0	0	0	0	0	0	0	0	0	0	0	0	0	0	0	0	0	0	0	3	40	30 to 40	100.0	1	33.3	
24 Hr Summary		0	31	14	20	88	482	323	84	23	10	2	0	0	0	0	0	0	0	0	0	0	0	0	0	0	0	0	0	0	0	0	0	0	0	1077	34.3	25 to 35	82.9	119	11.0	

Date	Starting Hr:min	<5.5 to <10	10 to <15	15 to <20	20 to <25	25 to <30	30 to <35	35 to <40	40 to <45	45 to <50	50 to <55	55 to <60	60 to <65	65 to <70	70 to <75	75 to <80	80 to <85	85 to <90	90 to <95	95 to <100	100 to <105	105 to <110	110 to <115	115 to <120	120 to <125	125 to <130	130 to <135	135 to <140	140 to <145	145 to <150	150 to <155	155 to <160	160 to <165	165 to <170	170 to <175	175 to <180	180 to <185	185 to <190	190 to <195	195 to >200	Total Counts	85pct Speed	10MPH Pace	% in pace	# of Speeders	% Speeders		
10/12/2019	00:00	0	0	0	0	1	1	1	0	0	0	0	0	0	0	0	0	0	0	0	0	0	0	0	0	0	0	0	0	0	0	0	0	0	0	0	0	0	0	3	40	30 to 40	100.0	1	33.3			
10/12/2019	01:00	0	0	0	0	0	0	0	0	0	0	0	0	0	0	0	0	0	0	0	0	0	0	0	0	0	0	0	0	0	0	0	0	0	0	0	0	0	0	0	0	0	0	*	*	*	*	
10/12/2019	02:00	0	0	0	0	0	0	0	0	0	0	0	0	0	0	0	0	0	0	0	0	0	0	0	0	0	0	0	0	0	0	0	0	0	0	0	0	0	0	0	0	0	0	0	*	*	*	*
10/12/2019	03:00	0	0	0	0	0	0	1	1	0	0	0	0	0	0	0	0	0	0	0	0	0	0	0	0	0	0	0	0	0	0	0	0	0	0	0	0	0	0	2	45	35 to 45	100.0	2	100.0			
10/12/2019	04:00	0	0	0	0	0	0	0	0	0	0	0	0	0	0	0	0	0	0	0	0	0	0	0	0	0	0	0	0	0	0	0	0	0	0	0	0	0	0	0	0	0	0	0	*	*	*	*
10/12/2019	05:00	0	0	0	1	0	1	1	0	1	0	0	0	0	0	0	0	0	0	0	0	0	0	0	0	0	0	0	0	0	0	0	0	0	0	0	0	0	0	4	40	25 to 35	50.0	2	50.0			
10/12/2019	06:00	0	0	1	0	5	14	3	1	1	1	1	0	0	0	0	0	0	0	0	0	0	0	0	0	0	0	0	0	0	0	0	0	0	0	0	0	0	0	0	27	40	30 to 40	81.5	7	25.9		
10/12/2019	07:00	0	0	3	12	31	28	12	3	1	0	0	0	0	0	0	0	0	0	0	0	0	0	0	0	0	0	0	0	0	0	0	0	0	0	0	0	0	0	90	35.8	25 to 35	78.9	16	17.8			
10/12/2019	08:00	0	3	1	2	7	55	26	8	0	0	0	0	0	0	0	0	0	0	0	0	0	0	0	0	0	0	0	0	0	0	0	0	0	0	0	0	0	0	102	33.7	30 to 40	87.3	8	7.8			
10/12/2019	09:00	0	2	0	2	11	54	19	3	1	0	0	0	0	0	0	0	0	0	0	0	0	0	0	0	0	0	0	0	0	0	0	0	0	0	0	0	0	0	92	32.4	25 to 35	91.3	4	4.3			
10/12/2019	10:00	0	7	3	2	2	30	14	2	1	0	0	0	0	0	0	0	0	0	0	0	0	0	0	0	0	0	0	0	0	0	0	0	0	0	0	0	0	0	61	32.9	25 to 35	75.4	3	4.9			
10/12/2019	11:00	0	174	82	6	11	29	7	0	0	0	0	0	0	0	0	0	0	0	0	0	0	0	0	0	0	0	0	0	0	0	0	0	0	0	0	0	0	309	20.5	10 to 20	84.8	*	*				
10/12/2019	12:00	0	117	37	2	6	26	17	4	1	1	0	0	0	0	0	0	0	0	0	0	0	0	0	0	0	0	0	0	0	0	0	0	0	0	0	0	0	211	28.3	10 to 20	73.9	6	2.8				
10/12/2019	13:00	0	1	2	0	3	27	18	3	1	0	0	0	0	0	0	0	0	0	0	0	0	0	0	0	0	0	0	0	0	0	0	0	0	0	0	0	0	55	33.9	25 to 35	87.3	4	7.3				
10/12/2019	14:00	0	0	1	3	6	34	28	3	2	0	0	0	0	0	0	0	0	0	0	0	0	0	0	0	0	0	0	0	0	0	0	0	0	0	0	0	0	77	33.8	25 to 35	88.3	5	6.5				
10/12/2019	15:00	0	1	0	3	9	57	25	5	0	0	0	0	0	0	0	0	0	0	0	0	0	0	0	0	0	0	0	0	0	0	0	0	0	0	0	0	100	33	25 to 35	91.0	5	5.0					
10/12/2019	16:00	0	1	1	2	9	45	42	3	1	0	0	0	0	0	0	0	0	0	0	0	0	0	0	0	0	0	0	0	0	0	0	0	0	0	0	0	104	33.6	25 to 35	92.3	4	3.8					
10/12/2019	17:00	0	0	0	3	10	28	39	10	2	2	0	0	0	0	0	0	0	0	0	0	0	0	0	0	0	0	0	0	0	0	0	0	0	0	0	0	94	35	25 to 35	81.9	14	14.9					
10/12/2019	18:00	0	0	1	2	4	20	16	7	2	0	0	0	0	0	0	0	0	0	0	0	0	0	0	0	0	0	0	0	0	0	0	0	0	0	0	0	52	35.7	30 to 40	82.7	9	17.3					
10/12/2019	19:00	0	10	31	12	4	16	8	1	2	0	1	0	0	0	0	0	0	0	0	0	0	0	0	0	0	0	0	0	0	0	0	0	0	0	0	0	85	29.7	10 to 20	62.4	4	4.7					

Incoming Histogram

Mileham-12th Dec-28th Dec

The Street, Mileham (near the Post Office)

from Thu-Dec-05-2019-10-00-AM to Sat-Dec-28-2019-10-59-AM

10/12/2019	20:00	0	124	209	45	12	7	6	4	0	0	0	0	0	0	0	0	0	0	0	0	0	0	0	0	0	0	0	0	0	0	0	0	0	0	0	0	0	0	407	16.4	10 to 20	92.9	4	1.0
10/12/2019	21:00	0	91	16	0	0	5	7	4	1	0	0	0	0	0	0	0	0	0	0	0	0	0	0	0	0	0	0	0	0	0	0	0	0	0	0	0	0	124	14.4	5 to 15	86.3	5	4.0	
10/12/2019	22:00	0	0	0	0	0	2	3	1	3	0	0	0	0	0	0	0	0	0	0	0	0	0	0	0	0	0	0	0	0	0	0	0	0	0	0	0	9	43.3	35 to 45	77.8	4	44.4		
10/12/2019	23:00	0	0	0	0	0	3	1	3	1	0	0	0	0	0	0	0	0	0	0	0	0	0	0	0	0	0	0	0	0	0	0	0	0	0	0	0	8	40	30 to 40	87.5	4	50.0		
24 Hr Summary		0	531	384	88	107	475	320	79	23	6	1	2	0	0	0	0	0	0	0	0	0	0	0	0	0	0	0	0	0	0	0	0	0	0	0	0	2016	32	10 to 20	49.8	111	5.5		

Page 6

Date	Starting Hr:min	<5 to <10	10 to <15	15 to <20	20 to <25	25 to <30	30 to <35	35 to <40	40 to <45	45 to <50	50 to <55	55 to <60	60 to <65	65 to <70	70 to <75	75 to <80	80 to <85	85 to <90	90 to <95	95 to <100	100 to <105	105 to <110	110 to <115	115 to <120	120 to <125	125 to <130	130 to <135	135 to <140	140 to <145	145 to <150	150 to <155	155 to <160	160 to <165	165 to <170	170 to <175	175 to <180	180 to <185	185 to <190	190 to <195	195 to >200	Total Counts	85pct Speed	10MPH Pace	% in pace	# of Speeders	% Speeders										
11/12/2019	00:00	0	0	0	0	0	1	0	0	0	0	0	0	0	0	0	0	0	0	0	0	0	0	0	0	0	0	0	0	0	0	0	0	0	0	0	0	0	0	0	1	35	25 to 35	100.0	*	*										
11/12/2019	01:00	0	0	0	0	0	0	0	0	0	0	0	0	0	0	0	0	0	0	0	0	0	0	0	0	0	0	0	0	0	0	0	0	0	0	0	0	0	0	0	0	0	0	0	0	0	0	*	*	*	*					
11/12/2019	02:00	0	0	0	0	0	0	0	0	0	0	0	0	0	0	0	0	0	0	0	0	0	0	0	0	0	0	0	0	0	0	0	0	0	0	0	0	0	0	0	0	0	0	0	0	0	0	0	0	0	*	*	*	*		
11/12/2019	03:00	0	0	0	0	0	0	1	1	0	0	0	0	0	0	0	0	0	0	0	0	0	0	0	0	0	0	0	0	0	0	0	0	0	0	0	0	0	0	0	0	2	45	35 to 45	100.0	2	100.0									
11/12/2019	04:00	0	0	0	0	0	0	0	0	0	0	0	0	0	0	0	0	0	0	0	0	0	0	0	0	0	0	0	0	0	0	0	0	0	0	0	0	0	0	0	0	0	0	0	0	0	0	0	0	0	0	0	*	*	*	*
11/12/2019	05:00	0	0	0	1	0	2	0	0	1	1	0	0	0	0	0	0	0	0	0	0	0	0	0	0	0	0	0	0	0	0	0	0	0	0	0	0	0	0	0	0	0	5	45	20 to 30	60.0	2	40.0								
11/12/2019	06:00	0	0	0	0	2	9	7	6	2	0	0	0	0	0	0	0	0	0	0	0	0	0	0	0	0	0	0	0	0	0	0	0	0	0	0	0	0	0	0	0	26	43.3	35 to 45	84.6	15	57.7									
11/12/2019	07:00	0	2	0	1	4	29	27	13	3	2	0	0	0	0	0	0	0	0	0	0	0	0	0	0	0	0	0	0	0	0	0	0	0	0	0	0	0	0	0	0	81	37.3	30 to 40	85.2	18	22.2									
11/12/2019	08:00	0	0	2	3	1	46	37	5	2	0	0	0	0	0	0	0	0	0	0	0	0	0	0	0	0	0	0	0	0	0	0	0	0	0	0	0	0	0	0	0	96	34.1	30 to 40	91.7	7	7.3									
11/12/2019	09:00	0	0	2	2	5	42	32	6	0	0	0	0	0	0	0	0	0	0	0	0	0	0	0	0	0	0	0	0	0	0	0	0	0	0	0	0	0	0	0	0	89	33.9	30 to 40	89.9	6	6.7									
11/12/2019	10:00	0	0	2	3	6	21	20	2	0	0	0	0	0	0	0	0	0	0	0	0	0	0	0	0	0	0	0	0	0	0	0	0	0	0	0	0	0	0	0	54	33.5	25 to 35	87.0	2	3.7										
11/12/2019	11:00	0	3	0	1	2	40	16	6	0	0	0	0	0	0	0	0	0	0	0	0	0	0	0	0	0	0	0	0	0	0	0	0	0	0	0	0	0	0	0	68	33.8	30 to 40	91.2	6	8.8										
11/12/2019	12:00	0	0	2	2	4	38	13	4	1	0	0	0	0	0	0	0	0	0	0	0	0	0	0	0	0	0	0	0	0	0	0	0	0	0	0	0	0	0	0	64	33.1	25 to 35	85.9	5	7.8										
11/12/2019	13:00	0	0	0	1	6	30	25	3	0	0	0	0	0	0	0	0	0	0	0	0	0	0	0	0	0	0	0	0	0	0	0	0	0	0	0	0	0	0	65	33.6	25 to 35	93.8	3	4.6											
11/12/2019	14:00	0	2	4	2	5	38	25	3	0	0	0	0	0	0	0	0	0	0	0	0	0	0	0	0	0	0	0	0	0	0	0	0	0	0	0	0	0	0	79	33.2	25 to 35	86.1	3	3.8											
11/12/2019	15:00	0	0	0	4	10	68	27	8	4	1	0	0	0	0	0	0	0	0	0	0	0	0	0	0	0	0	0	0	0	0	0	0	0	0	0	0	0	0	122	34.1	25 to 35	86.1	13	10.7											
11/12/2019	16:00	0	0	3	2	10	47	28	7	0	1	0	0	0	0	0	0	0	0	0	0	0	0	0	0	0	0	0	0	0	0	0	0	0	0	0	0	0	98	33.8	25 to 35	86.7	8	8.2												
11/12/2019	17:00	0	75	0	2	9	57	29	3	2	2	0	0	0	0	0	0	0	0	0	0	0	0	0	0	0	0	0	0	0	0	0	0	0	0	0	0	0	0	179	31.6	25 to 35	53.1	7	3.9											
11/12/2019	18:00	0	0	0	3	4	19	31	3	1	0	1	0	0	0	0	0	0	0	0	0	0	0	0	0	0	0	0	0	0	0	0	0	0	0	0	0	0	0	62	34.4	25 to 35	87.1	5	8.1											

Incoming Histogram
 Mileham-12th Dec-28th Dec
 The Street, Mileham (near the Post Office)

from Thu-Dec-05-2019-10-00-AM to Sat-Dec-28-2019-10-59-AM

11/12/2019	19:00	0	0	0	2	15	18	6	3	1	1	0	0	0	0	0	0	0	0	0	0	0	0	0	0	0	0	0	0	0	0	0	0	0	0	0	46	38.3	30 to 40	84.8	11	23.9
11/12/2019	20:00	0	0	0	2	8	3	4	0	1	1	0	0	0	0	0	0	0	0	0	0	0	0	0	0	0	0	0	0	0	0	0	0	0	0	19	38.8	30 to 40	78.9	6	31.6	
11/12/2019	21:00	0	0	0	1	13	3	4	0	1	0	0	0	0	0	0	0	0	0	0	0	0	0	0	0	0	0	0	0	0	0	0	0	0	23	37.5	30 to 40	87.0	5	21.7		
11/12/2019	22:00	0	0	0	0	1	4	3	0	1	0	0	0	0	0	0	0	0	0	0	0	0	0	0	0	0	0	0	0	0	0	0	0	9	40	30 to 40	88.9	4	44.4			
11/12/2019	23:00	0	0	0	0	2	0	2	0	0	0	0	0	0	0	0	0	0	0	0	0	0	0	0	0	0	0	0	0	0	0	0	0	4	37.5	30 to 40	100.0	2	50.0			
24 Hr Summary		0	82	15	28	71	518	348	90	24	13	3	0	0	0	0	0	0	0	0	0	0	0	0	0	0	0	0	0	0	0	0	0	1192	34.3	30 to 40	80.2	130	10.9			

Page 7

Date	Starting Hr:min	<5.5 to <10	10 to <15	15 to <20	20 to <25	25 to <30	30 to <35	35 to <40	40 to <45	45 to <50	50 to <55	55 to <60	60 to <65	65 to <70	70 to <75	75 to <80	80 to <85	85 to <90	90 to <95	95 to <100	100 to <105	105 to <110	110 to <115	115 to <120	120 to <125	125 to <130	130 to <135	135 to <140	140 to <145	145 to <150	150 to <155	155 to <160	160 to <165	165 to <170	170 to <175	175 to <180	180 to <185	185 to <190	190 to <195	195 to >200	Total Counts	85pct Speed	10MPH Pace	% in pace	# of Speeders	% Speeders			
12/12/2019	00:00	0	0	1	1	1	1	1	1	0	0	0	0	0	0	0	0	0	0	0	0	0	0	0	0	0	0	0	0	0	0	0	0	0	0	0	0	0	0	6	40	20 to 30	50.0	2	33.3				
12/12/2019	01:00	0	0	0	0	0	0	0	0	0	0	0	0	0	0	0	0	0	0	0	0	0	0	0	0	0	0	0	0	0	0	0	0	0	0	0	0	0	0	0	0	0	0	0	*	*	*	*	*
12/12/2019	02:00	0	0	0	0	0	0	0	1	0	0	0	0	0	0	0	0	0	0	0	0	0	0	0	0	0	0	0	0	0	0	0	0	0	0	0	0	0	0	0	1	45	35 to 45	100.0	1	100.0			
12/12/2019	03:00	0	0	0	0	0	1	1	0	0	0	0	0	0	0	0	0	0	0	0	0	0	0	0	0	0	0	0	0	0	0	0	0	0	0	0	0	0	0	2	40	30 to 40	100.0	1	50.0				
12/12/2019	04:00	0	0	0	0	0	0	0	0	0	0	0	0	0	0	0	0	0	0	0	0	0	0	0	0	0	0	0	0	0	0	0	0	0	0	0	0	0	0	0	0	0	0	0	*	*	*	*	*
12/12/2019	05:00	0	0	0	0	1	0	0	2	1	0	0	0	0	0	0	0	0	0	0	0	0	0	0	0	0	0	0	0	0	0	0	0	0	0	0	0	0	0	0	4	45	40 to 50	75.0	3	75.0			
12/12/2019	06:00	0	0	0	2	9	10	2	1	1	0	0	0	0	0	0	0	0	0	0	0	0	0	0	0	0	0	0	0	0	0	0	0	0	0	0	0	0	0	0	25	35	25 to 35	84.0	4	16.0			
12/12/2019	07:00	0	3	0	4	5	38	33	8	2	1	0	0	0	0	0	0	0	0	0	0	0	0	0	0	0	0	0	0	0	0	0	0	0	0	0	0	0	0	94	34.5	30 to 40	84.0	11	11.7				
12/12/2019	08:00	0	2	2	4	9	51	26	3	0	0	0	0	0	0	0	0	0	0	0	0	0	0	0	0	0	0	0	0	0	0	0	0	0	0	0	0	0	0	97	32.7	25 to 35	88.7	3	3.1				
12/12/2019	09:00	0	1	0	1	10	41	27	2	0	1	0	0	0	0	0	0	0	0	0	0	0	0	0	0	0	0	0	0	0	0	0	0	0	0	0	0	0	83	33.3	25 to 35	94.0	3	3.6					
12/12/2019	10:00	0	0	1	1	7	28	30	1	0	0	0	0	0	0	0	0	0	0	0	0	0	0	0	0	0	0	0	0	0	0	0	0	0	0	0	0	0	68	33.5	25 to 35	95.6	1	1.5					
12/12/2019	11:00	0	1	2	0	8	38	21	4	0	0	0	0	0	0	0	0	0	0	0	0	0	0	0	0	0	0	0	0	0	0	0	0	0	0	0	0	0	74	33.3	25 to 35	90.5	4	5.4					
12/12/2019	12:00	0	98	15	5	4	33	16	6	1	1	0	0	0	0	0	0	0	0	0	0	0	0	0	0	0	0	0	0	0	0	0	0	0	0	0	0	0	179	29.5	10 to 20	65.9	8	4.5					
12/12/2019	13:00	0	14	3	1	11	28	21	1	0	1	0	0	0	0	0	0	0	0	0	0	0	0	0	0	0	0	0	0	0	0	0	0	0	0	0	0	0	80	32.6	25 to 35	75.0	2	2.5					
12/12/2019	14:00	0	75	9	1	9	33	16	3	1	0	0	0	0	0	0	0	0	0	0	0	0	0	0	0	0	0	0	0	0	0	0	0	0	0	0	0	147	29.7	10 to 20	57.8	4	2.7						
12/12/2019	15:00	0	45	4	8	18	54	18	6	0	0	0	0	0	0	0	0	0	0	0	0	0	0	0	0	0	0	0	0	0	0	0	0	0	0	0	0	153	30.3	25 to 35	58.8	6	3.9						
12/12/2019	16:00	0	249	15	2	13	44	12	1	4	0	0	0	0	0	0	0	0	0	0	0	0	0	0	0	0	0	0	0	0	0	0	0	0	0	0	0	340	26.1	10 to 20	78.2	5	1.5						
12/12/2019	17:00	0	165	3	0	5	36	25	6	0	0	1	0	0	0	0	0	0	0	0	0	0	0	0	0	0	0	0	0	0	0	0	0	0	0	0	241	29.4	5 to 15	69.7	7	2.9							

12/12/2019	18:00	0	309	3	0	3	25	17	5	1	0	0	0	0	0	0	0	0	0	0	0	0	0	0	0	0	0	0	0	0	0	0	0	0	0	0	363	10	5 to 15	86.0	6	1.7
12/12/2019	19:00	0	203	1	1	4	5	12	2	2	0	0	0	0	0	0	0	0	0	0	0	0	0	0	0	0	0	0	0	0	0	0	0	0	0	230	9.8	10 to 20	89.1	4	1.7	
12/12/2019	20:00	0	467	55	0	0	3	4	1	2	0	0	0	0	0	0	0	0	0	0	0	0	0	0	0	0	0	0	0	0	0	0	0	0	532	9.8	5 to 15	98.1	3	0.6		
12/12/2019	21:00	0	0	0	0	0	6	7	2	0	0	0	0	0	0	0	0	0	0	0	0	0	0	0	0	0	0	0	0	0	0	0	0	0	15	35	30 to 40	100.0	2	13.3		
12/12/2019	22:00	0	0	0	0	1	5	3	2	0	0	0	0	0	0	0	0	0	0	0	0	0	0	0	0	0	0	0	0	0	0	0	0	0	11	35	30 to 40	90.9	2	18.2		
12/12/2019	23:00	0	0	0	0	0	1	2	2	0	0	0	0	0	0	0	0	0	0	0	0	0	0	0	0	0	0	0	0	0	0	0	0	0	5	37.5	30 to 40	100.0	2	40.0		
24 Hr Summary		0	1632	113	29	110	480	302	59	18	6	1	0	0	0	0	0	0	0	0	0	0	0	0	0	0	0	0	0	0	0	0	0	2750	29.7	10 to 20	64.5	84	3.1			

Date	Starting Hr:min	<5 to <10	10 to <15	15 to <20	20 to <25	25 to <30	30 to <35	35 to <40	40 to <45	45 to <50	50 to <55	55 to <60	60 to <65	65 to <70	70 to <75	75 to <80	80 to <85	85 to <90	90 to <95	95 to <100	100 to <105	105 to <110	110 to <115	115 to <120	120 to <125	125 to <130	130 to <135	135 to <140	140 to <145	145 to <150	150 to <155	155 to <160	160 to <165	165 to <170	170 to <175	175 to <180	180 to <185	185 to <190	190 to <195	195 to >200	Total Counts	85pct Speed	10MPH Pace	% in pace	# of Speeders	% Speeders			
13/12/2019	00:00	0	0	0	0	0	0	0	0	0	0	0	0	0	0	0	0	0	0	0	0	0	0	0	0	0	0	0	0	0	0	0	0	0	0	0	0	0	0	0	0	0	0	0	*	*	*	*	
13/12/2019	01:00	0	0	0	0	0	0	0	1	0	0	0	0	0	0	0	0	0	0	0	0	0	0	0	0	0	0	0	0	0	0	0	0	0	0	0	0	0	0	1	45	35 to 45	100.0	1	100.0				
13/12/2019	02:00	0	0	0	0	0	0	0	0	0	0	0	0	0	0	0	0	0	0	0	0	0	0	0	0	0	0	0	0	0	0	0	0	0	0	0	0	0	0	0	0	0	0	0	0	*	*	*	*
13/12/2019	03:00	0	0	0	0	0	0	0	0	0	0	0	0	0	0	0	0	0	0	0	0	0	0	0	0	0	0	0	0	0	0	0	0	0	0	0	0	0	0	0	0	0	0	0	0	*	*	*	*
13/12/2019	04:00	0	0	0	0	0	0	0	0	0	0	0	0	0	0	0	0	0	0	0	0	0	0	0	0	0	0	0	0	0	0	0	0	0	0	0	0	0	0	0	0	0	0	0	0	*	*	*	*
13/12/2019	05:00	0	0	0	0	2	1	3	1	0	0	0	0	0	0	0	0	0	0	0	0	0	0	0	0	0	0	0	0	0	0	0	0	0	0	0	0	0	0	0	7	40	30 to 40	85.7	4	57.1			
13/12/2019	06:00	0	0	0	0	5	14	8	1	1	0	0	0	0	0	0	0	0	0	0	0	0	0	0	0	0	0	0	0	0	0	0	0	0	0	0	0	0	0	29	38.8	30 to 40	93.1	10	34.5				
13/12/2019	07:00	0	0	2	2	13	20	27	4	4	0	0	0	0	0	0	0	0	0	0	0	0	0	0	0	0	0	0	0	0	0	0	0	0	0	0	0	0	0	72	34.4	25 to 35	83.3	8	11.1				
13/12/2019	08:00	0	3	1	2	8	34	31	7	1	0	0	0	0	0	0	0	0	0	0	0	0	0	0	0	0	0	0	0	0	0	0	0	0	0	0	0	0	0	87	34.2	25 to 35	83.9	8	9.2				
13/12/2019	09:00	0	0	0	1	6	23	38	1	1	0	0	0	0	0	0	0	0	0	0	0	0	0	0	0	0	0	0	0	0	0	0	0	0	0	0	0	0	0	70	33.9	25 to 35	95.7	2	2.9				
13/12/2019	10:00	0	1	1	1	5	33	20	4	0	1	0	0	0	0	0	0	0	0	0	0	0	0	0	0	0	0	0	0	0	0	0	0	0	0	0	0	0	0	66	33.8	25 to 35	87.9	5	7.6				
13/12/2019	11:00	0	1	0	1	2	33	26	7	0	0	0	0	0	0	0	0	0	0	0	0	0	0	0	0	0	0	0	0	0	0	0	0	0	0	0	0	0	0	70	34.4	30 to 40	94.3	7	10.0				
13/12/2019	12:00	0	2	0	5	9	25	20	2	0	0	0	0	0	0	0	0	0	0	0	0	0	0	0	0	0	0	0	0	0	0	0	0	0	0	0	0	0	63	33.2	25 to 35	85.7	2	3.2					
13/12/2019	13:00	0	0	2	0	6	21	28	8	3	0	0	0	0	0	0	0	0	0	0	0	0	0	0	0	0	0	0	0	0	0	0	0	0	0	0	0	0	68	35.6	30 to 40	83.8	11	16.2					
13/12/2019	14:00	0	1	1	1	12	40	24	3	1	1	0	0	0	0	0	0	0	0	0	0	0	0	0	0	0	0	0	0	0	0	0	0	0	0	0	0	0	84	33.3	25 to 35	90.5	5	6.0					
13/12/2019	15:00	0	1	0	4	15	72	39	5	1	0	0	0	0	0	0	0	0	0	0	0	0	0	0	0	0	0	0	0	0	0	0	0	0	0	0	0	0	137	33.1	25 to 35	92.0	6	4.4					
13/12/2019	16:00	0	0	0	1	6	44	42	10	0	0	0	0	0	0	0	0	0	0	0	0	0	0	0	0	0	0	0	0	0	0	0	0	0	0	0	0	103	34.4	30 to 40	93.2	10	9.7						

Incoming Histogram
 Mileham-12th Dec-28th Dec
 The Street, Mileham (near the Post Office) from Thu-Dec-05-2019-10-00-AM to Sat-Dec-28-2019-10-59-AM

13/12/2019	17:00	0	0	1	3	5	31	34	10	3	0	0	0	0	0	0	0	0	0	0	0	0	0	0	0	0	0	0	0	0	0	0	0	0	0	0	0	0	87	35	30 to 40	86.2	13	14.9
13/12/2019	18:00	0	1	0	1	6	20	32	13	3	1	0	0	0	0	0	0	0	0	0	0	0	0	0	0	0	0	0	0	0	0	0	0	0	0	0	0	0	77	36.9	30 to 40	84.4	17	22.1
13/12/2019	19:00	0	0	0	1	4	7	12	7	4	1	0	2	0	0	0	0	0	0	0	0	0	0	0	0	0	0	0	0	0	0	0	0	0	0	0	0	38	41.2	30 to 40	68.4	14	36.8	
13/12/2019	20:00	0	0	0	0	1	5	10	3	1	1	0	0	0	0	0	0	0	0	0	0	0	0	0	0	0	0	0	0	0	0	0	0	0	0	0	0	21	38.3	30 to 40	85.7	5	23.8	
13/12/2019	21:00	0	0	1	0	1	9	4	2	1	0	0	0	0	0	0	0	0	0	0	0	0	0	0	0	0	0	0	0	0	0	0	0	0	0	0	18	35	30 to 40	83.3	3	16.7		
13/12/2019	22:00	0	0	0	0	1	6	6	3	1	0	1	0	0	0	0	0	0	0	0	0	0	0	0	0	0	0	0	0	0	0	0	0	0	0	18	38.3	30 to 40	83.3	5	27.8			
13/12/2019	23:00	0	0	0	1	0	5	3	1	0	0	0	0	0	0	0	0	0	0	0	0	0	0	0	0	0	0	0	0	0	0	0	0	0	0	10	33.3	30 to 40	90.0	1	10.0			
24 Hr Summary		0	10	9	24	100	435	411	101	27	6	1	2	0	0	0	0	0	0	0	0	0	0	0	0	0	0	0	0	0	0	0	0	0	0	1126	34.6	30 to 40	84.1	137	12.2			

Page 9

Date	Starting Hr:min	<5 to <10	10 to <15	15 to <20	20 to <25	25 to <30	30 to <35	35 to <40	40 to <45	45 to <50	50 to <55	55 to <60	60 to <65	65 to <70	70 to <75	75 to <80	80 to <85	85 to <90	90 to <95	95 to <100	100 to <105	105 to <110	110 to <115	115 to <120	120 to <125	125 to <130	130 to <135	135 to <140	140 to <145	145 to <150	150 to <155	155 to <160	160 to <165	165 to <170	170 to <175	175 to <180	180 to <185	185 to <190	190 to <195	195 to >200	Total Counts	85pct Speed	10MPH Pace	% in pace	# of Speeders	% Speeders
14/12/2019	00:00	0	0	0	0	1	2	1	0	0	0	0	0	0	0	0	0	0	0	0	0	0	0	0	0	0	0	0	0	0	0	0	0	0	0	0	0	0	4	35	30 to 40	100.0	1	25.0		
14/12/2019	01:00	0	0	0	0	1	0	1	0	1	0	0	0	0	0	0	0	0	0	0	0	0	0	0	0	0	0	0	0	0	0	0	0	0	0	0	0	3	50	30 to 40	66.7	2	66.7			
14/12/2019	02:00	0	0	0	0	0	0	1	1	0	0	0	0	0	0	0	0	0	0	0	0	0	0	0	0	0	0	0	0	0	0	0	0	0	0	0	0	2	45	35 to 45	100.0	2	100.0			
14/12/2019	03:00	0	0	0	0	1	0	0	0	1	0	0	0	0	0	0	0	0	0	0	0	0	0	0	0	0	0	0	0	0	0	0	0	0	0	0	0	2	50	20 to 30	50.0	1	50.0			
14/12/2019	04:00	0	0	0	0	0	0	0	0	0	0	0	0	0	0	0	0	0	0	0	0	0	0	0	0	0	0	0	0	0	0	0	0	0	0	0	0	0	0	0	0	*	*	*	*	
14/12/2019	05:00	0	0	0	0	1	1	1	0	0	0	0	0	0	0	0	0	0	0	0	0	0	0	0	0	0	0	0	0	0	0	0	0	0	0	0	0	3	40	30 to 40	100.0	1	33.3			
14/12/2019	06:00	0	0	0	1	3	2	1	0	0	0	0	0	0	0	0	0	0	0	0	0	0	0	0	0	0	0	0	0	0	0	0	0	0	0	0	0	7	35	25 to 35	85.7	1	14.3			
14/12/2019	07:00	0	3	0	0	1	3	6	1	2	1	0	0	0	0	0	0	0	0	0	0	0	0	0	0	0	0	0	0	0	0	0	0	0	0	0	0	17	40	25 to 35	58.8	4	23.5			
14/12/2019	08:00	0	2	0	0	3	20	11	6	3	0	0	0	0	0	0	0	0	0	0	0	0	0	0	0	0	0	0	0	0	0	0	0	0	0	0	0	45	36.7	30 to 40	82.2	9	20.0			
14/12/2019	09:00	0	0	1	1	1	24	16	2	0	0	0	0	0	0	0	0	0	0	0	0	0	0	0	0	0	0	0	0	0	0	0	0	0	0	0	0	45	33.4	30 to 40	93.3	2	4.4			
14/12/2019	10:00	0	1	2	3	8	25	21	2	0	0	0	0	0	0	0	0	0	0	0	0	0	0	0	0	0	0	0	0	0	0	0	0	0	0	0	62	33.3	25 to 35	87.1	2	3.2				
14/12/2019	11:00	0	3	3	7	8	52	28	7	0	0	0	0	0	0	0	0	0	0	0	0	0	0	0	0	0	0	0	0	0	0	0	0	0	0	0	108	33.4	25 to 35	81.5	7	6.5				
14/12/2019	12:00	0	1	1	3	7	35	12	11	0	0	0	0	0	0	0	0	0	0	0	0	0	0	0	0	0	0	0	0	0	0	0	0	0	0	0	70	35.5	30 to 40	82.9	11	15.7				
14/12/2019	13:00	0	0	0	1	3	28	24	11	1	1	0	0	0	0	0	0	0	0	0	0	0	0	0	0	0	0	0	0	0	0	0	0	0	0	0	69	36.4	30 to 40	91.3	13	18.8				
14/12/2019	14:00	0	0	0	0	2	19	15	6	1	0	0	0	0	0	0	0	0	0	0	0	0	0	0	0	0	0	0	0	0	0	0	0	0	0	43	35.8	30 to 40	93.0	7	16.3					
14/12/2019	15:00	0	0	1	6	5	27	18	2	1	0	0	0	0	0	0	0	0	0	0	0	0	0	0	0	0	0	0	0	0	0	0	0	0	0	60	33.3	25 to 35	83.3	3	5.0					

Incoming Histogram

Mileham-12th Dec-28th Dec

The Street, Mileham (near the Post Office)

from Thu-Dec-05-2019-10-00-AM to Sat-Dec-28-2019-10-59-AM

14/12/2019	16:00	0	0	0	1	3	22	22	13	1	0	0	0	0	0	0	0	0	0	0	0	0	0	0	0	0	0	0	0	0	0	0	0	0	0	0	0	0	62	36.9	30 to 40	91.9	14	22.6
14/12/2019	17:00	0	0	0	0	1	16	14	5	3	0	0	1	0	0	0	0	0	0	0	0	0	0	0	0	0	0	0	0	0	0	0	0	0	0	0	0	0	40	38	30 to 40	87.5	9	22.5
14/12/2019	18:00	0	2	0	0	1	10	10	8	1	2	0	0	0	0	0	0	0	0	0	0	0	0	0	0	0	0	0	0	0	0	0	0	0	0	0	0	0	34	38.8	30 to 40	82.4	11	32.4
14/12/2019	19:00	0	0	0	1	0	5	8	6	6	1	0	0	0	0	0	0	0	0	0	0	0	0	0	0	0	0	0	0	0	0	0	0	0	0	0	0	0	27	42.5	35 to 45	74.1	13	48.1
14/12/2019	20:00	0	0	0	0	0	4	5	3	0	1	0	0	0	0	0	0	0	0	0	0	0	0	0	0	0	0	0	0	0	0	0	0	0	0	0	0	0	13	38.3	30 to 40	92.3	4	30.8
14/12/2019	21:00	0	143	1	0	3	7	2	1	1	2	0	0	0	0	0	0	0	0	0	0	0	0	0	0	0	0	0	0	0	0	0	0	0	0	0	0	0	160	9.8	5 to 15	90.0	4	2.5
14/12/2019	22:00	0	192	6	0	0	4	2	1	0	0	0	0	0	0	0	0	0	0	0	0	0	0	0	0	0	0	0	0	0	0	0	0	0	0	0	0	0	205	9.5	5 to 15	96.6	1	0.5
14/12/2019	23:00	0	1	0	0	1	4	4	1	1	1	0	0	0	0	0	0	0	0	0	0	0	0	0	0	0	0	0	0	0	0	0	0	0	0	0	0	0	13	40	25 to 35	69.2	3	23.1
24 Hr Summary		0	348	15	23	48	312	223	91	22	11	0	1	0	0	0	0	0	0	0	0	0	0	0	0	0	0	0	0	0	0	0	0	0	0	0	0	0	1094	34.1	30 to 40	57.2	125	11.4

Date	Starting Hr:min	<5 to <10	10 to <15	15 to <20	20 to <25	25 to <30	30 to <35	35 to <40	40 to <45	45 to <50	50 to <55	55 to <60	60 to <65	65 to <70	70 to <75	75 to <80	80 to <85	85 to <90	90 to <95	95 to <100	100 to <105	105 to <110	110 to <115	115 to <120	120 to <125	125 to <130	130 to <135	135 to <140	140 to <145	145 to <150	150 to <155	155 to <160	160 to <165	165 to <170	170 to <175	175 to <180	180 to <185	185 to <190	190 to <195	195 to >200	Total Counts	85pct Speed	10MPH Pace	% in pace	# of Speeders	% Speeders
15/12/2019	00:00	0	143	56	1	0	1	4	1	0	0	0	0	0	0	0	0	0	0	0	0	0	0	0	0	0	0	0	0	0	0	0	0	0	0	0	0	0	0	207	12.9	10 to 20	96.6	2	1.0	
15/12/2019	01:00	0	27	20	0	0	3	1	0	0	0	0	0	0	0	0	0	0	0	0	0	0	0	0	0	0	0	0	0	0	0	0	0	0	0	0	0	0	0	51	14	5 to 15	92.2	1	2.0	
15/12/2019	02:00	0	25	101	48	7	0	0	0	0	0	0	0	0	0	0	0	0	0	0	0	0	0	0	0	0	0	0	0	0	0	0	0	0	0	0	0	0	0	181	17.9	10 to 20	96.1	*	*	
15/12/2019	03:00	0	41	23	2	0	0	0	0	0	0	0	0	0	0	0	0	0	0	0	0	0	0	0	0	0	0	0	0	0	0	0	0	0	0	0	0	0	0	66	13.3	10 to 20	100.0	*	*	
15/12/2019	04:00	0	0	0	0	0	0	1	0	0	0	0	0	0	0	0	0	0	0	0	0	0	0	0	0	0	0	0	0	0	0	0	0	0	0	0	0	0	0	1	40	30 to 40	100.0	1	100.0	
15/12/2019	05:00	0	0	0	0	0	1	1	0	0	0	0	0	0	0	0	0	0	0	0	0	0	0	0	0	0	0	0	0	0	0	0	0	0	0	0	0	0	0	2	35	25 to 35	100.0	*	*	
15/12/2019	06:00	0	0	0	0	1	1	3	0	0	0	0	0	0	0	0	0	0	0	0	0	0	0	0	0	0	0	0	0	0	0	0	0	0	0	0	0	0	0	5	33.3	25 to 35	100.0	*	*	
15/12/2019	07:00	0	0	0	0	2	4	4	3	1	0	0	0	0	0	0	0	0	0	0	0	0	0	0	0	0	0	0	0	0	0	0	0	0	0	0	0	0	0	14	38.3	30 to 40	78.6	4	28.6	
15/12/2019	08:00	0	0	0	0	0	8	5	3	2	1	0	0	0	0	0	0	0	0	0	0	0	0	0	0	0	0	0	0	0	0	0	0	0	0	0	0	0	0	19	40	30 to 40	84.2	6	31.6	
15/12/2019	09:00	0	1	0	2	2	15	18	1	2	0	0	0	0	0	0	0	0	0	0	0	0	0	0	0	0	0	0	0	0	0	0	0	0	0	0	0	0	0	41	34.2	25 to 35	85.4	3	7.3	
15/12/2019	10:00	0	3	1	0	2	28	24	5	0	0	0	0	0	0	0	0	0	0	0	0	0	0	0	0	0	0	0	0	0	0	0	0	0	0	0	0	0	0	63	34.2	30 to 40	90.5	5	7.9	
15/12/2019	11:00	0	3	1	0	2	25	32	4	0	0	0	0	0	0	0	0	0	0	0	0	0	0	0	0	0	0	0	0	0	0	0	0	0	0	0	0	0	0	67	34.1	30 to 40	91.0	4	6.0	
15/12/2019	12:00	0	1	1	1	5	22	29	5	4	0	0	0	0	0	0	0	0	0	0	0	0	0	0	0	0	0	0	0	0	0	0	0	0	0	0	0	0	0	68	34.8	25 to 35	82.4	9	13.2	
15/12/2019	13:00	0	0	0	2	3	20	34	5	0	0	0	0	0	0	0	0	0	0	0	0	0	0	0	0	0	0	0	0	0	0	0	0	0	0	0	0	0	0	64	34.3	30 to 40	92.2	5	7.8	
15/12/2019	14:00	0	0	2	2	2	19	15	6	1	0	0	0	0	0	0	0	0	0	0	0	0	0	0	0	0	0	0	0	0	0	0	0	0	0	0	0	0	0	47	35	30 to 40	85.1	7	14.9	

Incoming Histogram
 Mileham-12th Dec-28th Dec
 The Street, Mileham (near the Post Office)

from Thu-Dec-05-2019-10-00-AM to Sat-Dec-28-2019-10-59-AM

15/12/2019	15:00	0	1	1	0	2	26	20	4	2	0	0	0	0	0	0	0	0	0	0	0	0	0	0	0	0	0	0	0	0	0	0	0	0	0	0	0	56	34.5	30 to 40	89.3	6	10.7
15/12/2019	16:00	0	0	0	2	2	18	18	7	0	1	0	0	0	0	0	0	0	0	0	0	0	0	0	0	0	0	0	0	0	0	0	0	0	0	0	48	35.7	30 to 40	89.6	8	16.7	
15/12/2019	17:00	0	0	0	2	0	11	12	6	3	1	0	0	0	0	0	0	0	0	0	0	0	0	0	0	0	0	0	0	0	0	0	0	0	0	35	39.2	30 to 40	82.9	10	28.6		
15/12/2019	18:00	0	0	0	0	0	10	8	3	0	0	1	0	0	0	0	0	0	0	0	0	0	0	0	0	0	0	0	0	0	0	0	0	0	22	36.7	30 to 40	95.5	4	18.2			
15/12/2019	19:00	0	0	0	1	1	4	6	5	0	0	0	0	0	0	0	0	0	0	0	0	0	0	0	0	0	0	0	0	0	0	0	0	0	17	37	30 to 40	88.2	5	29.4			
15/12/2019	20:00	0	2	0	0	0	2	3	2	0	0	0	0	0	0	0	0	0	0	0	0	0	0	0	0	0	0	0	0	0	0	0	0	9	37.5	30 to 40	77.8	2	22.2				
15/12/2019	21:00	0	46	0	0	1	5	8	2	1	0	0	0	0	0	0	0	0	0	0	0	0	0	0	0	0	0	0	0	0	0	0	0	63	31.2	5 to 15	73.0	3	4.8				
15/12/2019	22:00	0	134	29	1	0	2	3	1	0	1	0	0	0	0	0	0	0	0	0	0	0	0	0	0	0	0	0	0	0	0	0	0	171	11.9	10 to 20	95.9	2	1.2				
15/12/2019	23:00	0	415	154	10	0	1	1	0	0	0	0	0	0	0	0	0	0	0	0	0	0	0	0	0	0	0	0	0	0	0	0	0	581	12.6	10 to 20	99.7	*	*				
24 Hr Summary		0	842	389	74	32	223	251	65	16	5	1	0	0	0	0	0	0	0	0	0	0	0	0	0	0	0	0	0	0	0	0	0	1898	31.1	10 to 20	68.8	87	4.6				

Date	Starting Hr:min	<5 to <10	10 to <15	15 to <20	20 to <25	25 to <30	30 to <35	35 to <40	40 to <45	45 to <50	50 to <55	55 to <60	60 to <65	65 to <70	70 to <75	75 to <80	80 to <85	85 to <90	90 to <95	95 to <100	100 to <105	105 to <110	110 to <115	115 to <120	120 to <125	125 to <130	130 to <135	135 to <140	140 to <145	145 to <150	150 to <155	155 to <160	160 to <165	165 to <170	170 to <175	175 to <180	180 to <185	185 to <190	190 to <195	195 to >200	Total Counts	85pct Speed	10MPH Pace	% in pace	# of Speeders	% Speeders						
16/12/2019	00:00	0	2	0	0	0	0	0	0	1	0	0	0	0	0	0	0	0	0	0	0	0	0	0	0	0	0	0	0	0	0	0	0	0	0	0	0	0	0	0	3	50	5 to 15	66.7	1	33.3						
16/12/2019	01:00	0	0	0	0	0	0	0	0	0	0	0	0	0	0	0	0	0	0	0	0	0	0	0	0	0	0	0	0	0	0	0	0	0	0	0	0	0	0	0	0	0	0	0	0	0	0	0	0	0		
16/12/2019	02:00	0	0	0	0	0	0	0	0	0	0	0	0	0	0	0	0	0	0	0	0	0	0	0	0	0	0	0	0	0	0	0	0	0	0	0	0	0	0	0	0	0	0	0	0	0	0	0	0	0	0	0
16/12/2019	03:00	0	0	0	0	0	0	1	0	0	0	0	0	0	0	0	0	0	0	0	0	0	0	0	0	0	0	0	0	0	0	0	0	0	0	0	0	0	0	0	0	0	1	40	30 to 40	100.0	1	100.0				
16/12/2019	04:00	0	0	0	0	0	0	0	1	0	0	0	0	0	0	0	0	0	0	0	0	0	0	0	0	0	0	0	0	0	0	0	0	0	0	0	0	0	0	0	0	0	1	45	35 to 45	100.0	1	100.0				
16/12/2019	05:00	0	0	0	1	0	1	2	1	0	0	0	0	0	0	0	0	0	0	0	0	0	0	0	0	0	0	0	0	0	0	0	0	0	0	0	0	0	0	0	0	5	40	35 to 45	80.0	3	60.0					
16/12/2019	06:00	0	0	1	0	0	3	11	5	5	0	1	0	0	0	0	0	0	0	0	0	0	0	0	0	0	0	0	0	0	0	0	0	0	0	0	0	0	0	0	26	42	35 to 45	80.8	11	42.3						
16/12/2019	07:00	0	0	1	1	7	40	25	2	1	0	1	0	0	0	0	0	0	0	0	0	0	0	0	0	0	0	0	0	0	0	0	0	0	0	0	0	0	0	0	78	33.4	25 to 35	92.3	4	5.1						
16/12/2019	08:00	0	0	2	4	13	59	31	3	3	0	0	0	0	0	0	0	0	0	0	0	0	0	0	0	0	0	0	0	0	0	0	0	0	0	0	0	0	0	0	115	33.2	25 to 35	89.6	6	5.2						
16/12/2019	09:00	0	0	3	7	4	24	25	6	1	0	0	0	0	0	0	0	0	0	0	0	0	0	0	0	0	0	0	0	0	0	0	0	0	0	0	0	0	0	0	70	34.4	30 to 40	78.6	7	10.0						
16/12/2019	10:00	0	2	1	2	6	35	33	3	2	0	0	0	0	0	0	0	0	0	0	0	0	0	0	0	0	0	0	0	0	0	0	0	0	0	0	0	0	0	0	84	33.8	25 to 35	88.1	5	6.0						
16/12/2019	11:00	0	1	0	0	2	39	23	4	1	0	0	0	0	0	0	0	0	0	0	0	0	0	0	0	0	0	0	0	0	0	0	0	0	0	0	0	0	0	0	70	33.9	30 to 40	94.3	5	7.1						
16/12/2019	12:00	0	1	0	1	11	31	18	5	1	0	0	0	0	0	0	0	0	0	0	0	0	0	0	0	0	0	0	0	0	0	0	0	0	0	0	0	0	0	0	68	33.9	25 to 35	88.2	6	8.8						
16/12/2019	13:00	0	3	2	5	8	26	32	8	0	0	0	0	0	0	0	0	0	0	0	0	0	0	0	0	0	0	0	0	0	0	0	0	0	0	0	0	0	0	0	84	34.2	25 to 35	78.6	8	9.5						

Incoming Histogram
 Mileham-12th Dec-28th Dec
 The Street, Mileham (near the Post Office)

from Thu-Dec-05-2019-10-00-AM to Sat-Dec-28-2019-10-59-AM

16/12/2019	14:00	0	2	1	5	3	45	25	3	1	1	0	0	0	0	0	0	0	0	0	0	0	0	0	0	0	0	0	0	0	0	0	0	0	0	86	33.4	25 to 35	84.9	5	5.8
16/12/2019	15:00	0	1	4	3	23	45	27	2	0	0	0	0	0	0	0	0	0	0	0	0	0	0	0	0	0	0	0	0	0	0	0	0	0	105	32.4	25 to 35	90.5	2	1.9	
16/12/2019	16:00	0	2	1	5	15	55	20	9	1	0	1	0	0	0	0	0	0	0	0	0	0	0	0	0	0	0	0	0	0	0	0	0	109	33.8	25 to 35	82.6	11	10.1		
16/12/2019	17:00	0	2	0	3	8	32	24	11	4	0	0	0	0	0	0	0	0	0	0	0	0	0	0	0	0	0	0	0	0	0	0	0	84	35.9	30 to 40	79.8	15	17.9		
16/12/2019	18:00	0	1	2	1	5	17	11	6	5	0	0	0	0	0	0	0	0	0	0	0	0	0	0	0	0	0	0	0	0	0	0	48	38.3	30 to 40	70.8	11	22.9			
16/12/2019	19:00	0	0	0	2	4	7	11	7	2	1	1	0	0	0	0	0	0	0	0	0	0	0	0	0	0	0	0	0	0	0	0	35	39.3	30 to 40	71.4	11	31.4			
16/12/2019	20:00	0	1	0	1	2	9	5	5	2	0	0	0	0	0	0	0	0	0	0	0	0	0	0	0	0	0	0	0	0	0	0	25	38	30 to 40	76.0	7	28.0			
16/12/2019	21:00	0	0	0	0	1	9	2	1	0	0	1	0	0	0	0	0	0	0	0	0	0	0	0	0	0	0	0	0	0	0	0	14	35	25 to 35	85.7	2	14.3			
16/12/2019	22:00	0	0	0	0	0	1	4	0	2	0	0	0	0	0	0	0	0	0	0	0	0	0	0	0	0	0	0	0	0	0	0	7	42.5	35 to 45	85.7	2	28.6			
16/12/2019	23:00	0	0	0	0	0	0	3	0	0	0	0	0	0	0	0	0	0	0	0	0	0	0	0	0	0	0	0	0	0	0	0	3	35	25 to 35	100.0	*	*			
24 Hr Summary		0	18	18	40	113	477	331	83	33	3	4	1	0	0	0	0	0	0	0	0	0	0	0	0	0	0	0	0	0	0	0	1121	34.3	25 to 35	82.2	124	11.1			

Date	Starting Hr:min	<5	5 to <10	10 to <15	15 to <20	20 to <25	25 to <30	30 to <35	35 to <40	40 to <45	45 to <50	50 to <55	55 to <60	60 to <65	65 to <70	70 to <75	75 to <80	80 to <85	85 to <90	90 to <95	95 to <100	100 to <105	105 to <110	110 to <115	115 to <120	120 to <125	125 to <130	130 to <135	135 to <140	140 to <145	145 to <150	150 to <155	155 to <160	160 to <165	165 to <170	170 to <175	175 to <180	180 to <185	185 to <190	190 to <195	195 to >200	Total Counts	85pct Speed	10MPH Pace	% in pace	# of Speeders	% Speeders
17/12/2019	00:00	0	0	0	0	0	0	0	0	1	0	0	0	0	0	0	0	0	0	0	0	0	0	0	0	0	0	0	0	0	0	0	0	0	0	0	0	0	0	0	1	45	35 to 45	100.0	1	100.0	
17/12/2019	01:00	0	0	0	0	0	0	0	0	0	1	0	0	0	0	0	0	0	0	0	0	0	0	0	0	0	0	0	0	0	0	0	0	0	0	0	0	0	0	0	0	1	50	40 to 50	100.0	1	100.0
17/12/2019	02:00	0	0	0	0	0	1	0	1	0	0	0	0	0	0	0	0	0	0	0	0	0	0	0	0	0	0	0	0	0	0	0	0	0	0	0	0	0	0	0	0	2	40	30 to 40	100.0	1	50.0
17/12/2019	03:00	0	0	0	0	0	0	0	1	0	0	0	0	0	0	0	0	0	0	0	0	0	0	0	0	0	0	0	0	0	0	0	0	0	0	0	0	0	0	0	0	1	40	30 to 40	100.0	1	100.0
17/12/2019	04:00	0	0	0	0	0	0	0	0	0	0	0	0	0	0	0	0	0	0	0	0	0	0	0	0	0	0	0	0	0	0	0	0	0	0	0	0	0	0	0	0	0	0	0	0	0	0
17/12/2019	05:00	0	0	0	0	0	3	3	3	1	1	0	0	0	0	0	0	0	0	0	0	0	0	0	0	0	0	0	0	0	0	0	0	0	0	0	0	0	0	0	0	11	40	30 to 40	81.8	5	45.5
17/12/2019	06:00	0	0	0	0	0	4	8	6	3	0	0	0	0	0	0	0	0	0	0	0	0	0	0	0	0	0	0	0	0	0	0	0	0	0	0	0	0	0	0	0	21	40	30 to 40	85.7	9	42.9
17/12/2019	07:00	0	0	1	3	9	22	24	8	3	3	0	0	0	0	0	0	0	0	0	0	0	0	0	0	0	0	0	0	0	0	0	0	0	0	0	0	0	0	0	0	73	36.9	25 to 35	75.3	14	19.2
17/12/2019	08:00	0	1	0	1	3	52	25	3	1	0	0	0	0	0	0	0	0	0	0	0	0	0	0	0	0	0	0	0	0	0	0	0	0	0	0	0	0	0	0	86	33.2	25 to 35	93.0	4	4.7	
17/12/2019	09:00	0	0	1	2	12	33	25	1	0	0	0	0	0	0	0	0	0	0	0	0	0	0	0	0	0	0	0	0	0	0	0	0	0	0	0	0	0	0	0	0	74	33	25 to 35	94.6	1	1.4
17/12/2019	10:00	0	0	3	0	8	29	26	3	2	0	0	0	0	0	0	0	0	0	0	0	0	0	0	0	0	0	0	0	0	0	0	0	0	0	0	0	0	0	0	71	33.8	25 to 35	88.7	5	7.0	
17/12/2019	11:00	0	0	1	2	9	48	25	1	0	0	0	0	0	0	0	0	0	0	0	0	0	0	0	0	0	0	0	0	0	0	0	0	0	0	0	0	0	0	0	86	32.6	25 to 35	95.3	1	1.2	
17/12/2019	12:00	0	1	0	3	6	25	20	6	0	0	0	0	0	0	0	0	0	0	0	0	0	0	0	0	0	0	0	0	0	0	0	0	0	0	0	0	0	0	0	61	34.2	25 to 35	83.6	6	9.8	

Incoming Histogram

Mileham-12th Dec-28th Dec

The Street, Mileham (near the Post Office)

from Thu-Dec-05-2019-10-00-AM to Sat-Dec-28-2019-10-59-AM

17/12/2019	13:00	0	1	4	2	2	28	25	7	2	0	0	0	0	0	0	0	0	0	0	0	0	0	0	0	0	0	0	0	0	0	0	0	0	0	71	34.6	30 to 40	84.5	9	12.7
17/12/2019	14:00	0	0	0	2	7	30	20	5	0	2	0	0	0	0	0	0	0	0	0	0	0	0	0	0	0	0	0	0	0	0	0	0	0	66	34.2	25 to 35	86.4	7	10.6	
17/12/2019	15:00	0	1	4	12	9	43	31	8	0	0	0	0	0	0	0	0	0	0	0	0	0	0	0	0	0	0	0	0	0	0	0	0	108	33.7	25 to 35	76.9	8	7.4		
17/12/2019	16:00	0	3	0	0	15	43	37	5	2	1	0	0	0	0	0	0	0	0	0	0	0	0	0	0	0	0	0	0	0	0	0	106	33.9	25 to 35	89.6	8	7.5			
17/12/2019	17:00	0	136	3	2	4	29	28	3	1	0	1	0	0	0	0	0	0	0	0	0	0	0	0	0	0	0	0	0	0	0	0	207	30.4	10 to 20	68.1	5	2.4			
17/12/2019	18:00	0	3	0	1	6	16	29	8	1	1	0	0	0	0	0	0	0	0	0	0	0	0	0	0	0	0	0	0	0	0	65	35	30 to 40	81.5	10	15.4				
17/12/2019	19:00	0	0	0	0	2	19	17	13	0	2	1	0	0	0	0	0	0	0	0	0	0	0	0	0	0	0	0	0	0	0	54	38.1	30 to 40	90.7	16	29.6				
17/12/2019	20:00	0	0	0	0	0	4	8	1	0	0	0	0	0	0	0	0	0	0	0	0	0	0	0	0	0	0	0	0	0	0	13	34.4	30 to 40	100.0	1	7.7				
17/12/2019	21:00	0	0	0	0	3	5	3	0	3	0	0	0	0	0	0	0	0	0	0	0	0	0	0	0	0	0	0	0	0	0	14	41.7	25 to 35	78.6	3	21.4				
17/12/2019	22:00	0	0	0	0	1	2	8	0	0	0	0	0	0	0	0	0	0	0	0	0	0	0	0	0	0	0	0	0	0	0	11	33.8	25 to 35	100.0	*	*				
17/12/2019	23:00	0	0	0	0	0	0	0	0	1	0	0	0	0	0	0	0	0	0	0	0	0	0	0	0	0	0	0	0	0	0	1	45	35 to 45	100.0	1	100.0				
24 Hr Summary		0	146	17	30	96	436	362	83	21	11	2	0	0	0	0	0	0	0	0	0	0	0	0	0	0	0	0	0	0	0	1204	34.1	25 to 35	74.3	117	9.7				

Date	Starting Hr:min	<5.5 to <10	10 to <15	15 to <20	20 to <25	25 to <30	30 to <35	35 to <40	40 to <45	45 to <50	50 to <55	55 to <60	60 to <65	65 to <70	70 to <75	75 to <80	80 to <85	85 to <90	90 to <95	95 to <100	100 to <105	105 to <110	110 to <115	115 to <120	120 to <125	125 to <130	130 to <135	135 to <140	140 to <145	145 to <150	150 to <155	155 to <160	160 to <165	165 to <170	170 to <175	175 to <180	180 to <185	185 to <190	190 to <195	195 to >200	Total Counts	85pct Speed	10MPH Pace	% in pace	# of Speeders	% Speeders		
18/12/2019	00:00	0	0	0	0	2	0	0	0	0	0	0	0	0	0	0	0	0	0	0	0	0	0	0	0	0	0	0	0	0	0	0	0	0	0	0	0	0	2	30	20 to 30	100.0	*	*				
18/12/2019	01:00	0	0	0	0	1	0	0	1	0	0	0	0	0	0	0	0	0	0	0	0	0	0	0	0	0	0	0	0	0	0	0	0	0	0	0	0	2	45	20 to 30	50.0	1	50.0					
18/12/2019	02:00	0	0	0	0	0	0	0	0	0	0	0	0	0	0	0	0	0	0	0	0	0	0	0	0	0	0	0	0	0	0	0	0	0	0	0	0	0	0	0	0	0	0	0	0	0	0	0
18/12/2019	03:00	0	0	0	0	0	0	1	1	0	0	0	0	0	0	0	0	0	0	0	0	0	0	0	0	0	0	0	0	0	0	0	0	0	0	0	0	2	45	35 to 45	100.0	2	100.0					
18/12/2019	04:00	0	0	0	0	0	0	0	0	0	0	0	0	0	0	0	0	0	0	0	0	0	0	0	0	0	0	0	0	0	0	0	0	0	0	0	0	0	0	0	0	0	0	0	0	0	0	0
18/12/2019	05:00	0	0	0	0	1	1	3	0	0	1	0	0	0	0	0	0	0	0	0	0	0	0	0	0	0	0	0	0	0	0	0	0	0	0	0	0	6	40	30 to 40	83.3	4	66.7					
18/12/2019	06:00	0	1	0	0	3	9	5	2	0	0	0	0	0	0	0	0	0	0	0	0	0	0	0	0	0	0	0	0	0	0	0	0	0	0	0	20	39	30 to 40	85.0	7	35.0						
18/12/2019	07:00	0	1	0	2	2	27	28	6	1	0	0	0	0	0	0	0	0	0	0	0	0	0	0	0	0	0	0	0	0	0	0	0	0	0	0	67	34.5	30 to 40	91.0	7	10.4						
18/12/2019	08:00	0	1	1	2	4	48	36	9	1	0	0	0	0	0	0	0	0	0	0	0	0	0	0	0	0	0	0	0	0	0	0	0	0	0	102	34.3	30 to 40	91.2	10	9.8							
18/12/2019	09:00	0	2	0	1	7	29	26	7	0	0	0	0	0	0	0	0	0	0	0	0	0	0	0	0	0	0	0	0	0	0	0	0	0	72	34.2	25 to 35	86.1	7	9.7								
18/12/2019	10:00	0	4	0	3	1	24	26	0	0	0	0	0	0	0	0	0	0	0	0	0	0	0	0	0	0	0	0	0	0	0	0	0	0	58	33.3	25 to 35	87.9	*	*								
18/12/2019	11:00	0	2	3	3	13	42	37	2	1	0	0	0	0	0	0	0	0	0	0	0	0	0	0	0	0	0	0	0	0	0	0	0	103	33.4	25 to 35	89.3	3	2.9									

Incoming Histogram
 Mileham-12th Dec-28th Dec
 The Street, Mileham (near the Post Office)

from Thu-Dec-05-2019-10-00-AM to Sat-Dec-28-2019-10-59-AM

18/12/2019	12:00	0	3	0	2	8	69	39	7	2	2	1	0	0	0	0	0	0	0	0	0	0	0	0	0	0	0	0	0	0	0	0	0	0	0	0	0	133	34	25 to 35	87.2	12	9.0
18/12/2019	13:00	0	0	1	1	16	55	22	7	4	2	0	0	0	0	0	0	0	0	0	0	0	0	0	0	0	0	0	0	0	0	0	0	0	0	0	0	108	34.3	25 to 35	86.1	13	12.0
18/12/2019	14:00	0	2	2	1	8	66	41	5	2	0	0	0	0	0	0	0	0	0	0	0	0	0	0	0	0	0	0	0	0	0	0	0	0	0	0	127	33.5	25 to 35	90.6	7	5.5	
18/12/2019	15:00	0	0	2	5	10	70	53	9	0	0	0	0	0	0	0	0	0	0	0	0	0	0	0	0	0	0	0	0	0	0	0	0	0	0	0	149	33.8	25 to 35	89.3	9	6.0	
18/12/2019	16:00	0	0	0	6	11	47	39	6	0	0	0	0	0	0	0	0	0	0	0	0	0	0	0	0	0	0	0	0	0	0	0	0	0	0	0	109	33.7	25 to 35	89.0	6	5.5	
18/12/2019	17:00	0	1	0	6	11	34	38	9	1	1	0	0	0	0	0	0	0	0	0	0	0	0	0	0	0	0	0	0	0	0	0	0	0	0	0	101	34.5	25 to 35	82.2	11	10.9	
18/12/2019	18:00	0	2	0	1	9	25	15	11	1	1	0	0	1	0	0	0	0	0	0	0	0	0	0	0	0	0	0	0	0	0	0	0	0	0	0	66	36.8	30 to 40	77.3	14	21.2	
18/12/2019	19:00	0	0	0	0	1	7	25	7	2	0	0	0	0	0	0	0	0	0	0	0	0	0	0	0	0	0	0	0	0	0	0	0	0	0	0	42	37.1	30 to 40	92.9	9	21.4	
18/12/2019	20:00	0	5	0	0	1	9	10	1	3	0	1	0	0	0	0	0	0	0	0	0	0	0	0	0	0	0	0	0	0	0	0	0	0	0	0	30	40	25 to 35	66.7	5	16.7	
18/12/2019	21:00	0	6	0	0	2	8	6	4	2	0	0	0	0	0	0	0	0	0	0	0	0	0	0	0	0	0	0	0	0	0	0	0	0	0	0	28	37.5	30 to 40	64.3	6	21.4	
18/12/2019	22:00	0	11	1	0	0	3	3	3	2	1	0	0	0	0	0	0	0	0	0	0	0	0	0	0	0	0	0	0	0	0	0	0	0	0	0	24	38.3	5 to 15	50.0	6	25.0	
18/12/2019	23:00	0	21	1	0	2	2	1	1	2	0	0	0	0	0	0	0	0	0	0	0	0	0	0	0	0	0	0	0	0	0	0	0	0	0	0	30	30	5 to 15	73.3	3	10.0	
24 Hr Summary		0	62	11	33	106	572	455	103	28	7	3	0	1	0	0	0	0	0	0	0	0	0	0	0	0	0	0	0	0	0	0	0	0	0	1381	34.3	25 to 35	82.0	142	10.3		

Date	Starting Hr:min	<5 to <10	10 to <15	15 to <20	20 to <25	25 to <30	30 to <35	35 to <40	40 to <45	45 to <50	50 to <55	55 to <60	60 to <65	65 to <70	70 to <75	75 to <80	80 to <85	85 to <90	90 to <95	95 to <100	100 to <105	105 to <110	110 to <115	115 to <120	120 to <125	125 to <130	130 to <135	135 to <140	140 to <145	145 to <150	150 to <155	155 to <160	160 to <165	165 to <170	170 to <175	175 to <180	180 to <185	185 to <190	190 to <195	195 to >200	Total Counts	85pct Speed	10MPH Pace	% in pace	# of Speeders	% Speeders
19/12/2019	00:00	0	294	10	0	0	0	1	0	0	0	0	0	0	0	0	0	0	0	0	0	0	0	0	0	0	0	0	0	0	0	0	0	0	0	0	0	0	0	0	305	9.4	5 to 15	99.7	1	0.3
19/12/2019	01:00	0	0	0	0	0	0	1	1	0	0	0	0	0	0	0	0	0	0	0	0	0	0	0	0	0	0	0	0	0	0	0	0	0	0	0	0	0	0	0	2	45	35 to 45	100.0	2	100.0
19/12/2019	02:00	0	53	0	0	0	1	0	0	0	0	0	0	0	0	0	0	0	0	0	0	0	0	0	0	0	0	0	0	0	0	0	0	0	0	0	0	0	0	0	54	9.3	5 to 15	98.1	*	*
19/12/2019	03:00	0	188	3	0	0	0	0	0	0	0	0	0	0	0	0	0	0	0	0	0	0	0	0	0	0	0	0	0	0	0	0	0	0	0	0	0	0	0	0	191	9.3	5 to 15	100.0	*	*
19/12/2019	04:00	0	4	0	0	0	0	0	2	0	0	0	0	0	0	0	0	0	0	0	0	0	0	0	0	0	0	0	0	0	0	0	0	0	0	0	0	0	0	0	6	42.5	5 to 15	66.7	2	33.3
19/12/2019	05:00	0	2	0	0	1	1	2	2	0	1	0	0	0	0	0	0	0	0	0	0	0	0	0	0	0	0	0	0	0	0	0	0	0	0	0	0	0	0	0	9	45	35 to 45	55.6	5	55.6
19/12/2019	06:00	0	0	1	0	0	1	9	4	5	1	0	0	0	0	0	0	0	0	0	0	0	0	0	0	0	0	0	0	0	0	0	0	0	0	0	0	0	0	0	21	43	35 to 45	85.7	10	47.6
19/12/2019	07:00	0	9	0	1	4	29	23	8	6	0	0	0	0	0	0	0	0	0	0	0	0	0	0	0	0	0	0	0	0	0	0	0	0	0	0	0	0	0	0	80	36.2	30 to 40	75.0	14	17.5
19/12/2019	08:00	0	2	0	3	5	47	30	5	0	0	0	0	0	0	0	0	0	0	0	0	0	0	0	0	0	0	0	0	0	0	0	0	0	0	0	0	0	0	0	92	33.5	25 to 35	89.1	5	5.4
19/12/2019	09:00	0	1	1	3	8	34	24	7	0	0	0	0	0	0	0	0	0	0	0	0	0	0	0	0	0	0	0	0	0	0	0	0	0	0	0	0	0	0	0	78	34	25 to 35	84.6	7	9.0
19/12/2019	10:00	0	1	0	4	4	16	25	9	2	0	1	0	0	0	0	0	0	0	0	0	0	0	0	0	0	0	0	0	0	0	0	0	0	0	0	0	0	0	0	62	36.7	30 to 40	80.6	12	19.4

Incoming Histogram
 Mileham-12th Dec-28th Dec
 The Street, Mileham (near the Post Office)

from Thu-Dec-05-2019-10-00-AM to Sat-Dec-28-2019-10-59-AM

19/12/2019	11:00	0	2	1	2	7	32	29	2	0	0	0	0	0	0	0	0	0	0	0	0	0	0	0	0	0	0	0	0	0	0	0	0	0	0	0	0	75	33.4	25 to 35	90.7	2	2.7
19/12/2019	12:00	0	2	0	1	6	45	24	6	0	0	0	0	0	0	0	0	0	0	0	0	0	0	0	0	0	0	0	0	0	0	0	0	0	0	0	0	84	33.5	25 to 35	89.3	6	7.1
19/12/2019	13:00	0	0	0	4	8	30	28	3	0	0	0	0	0	0	0	0	0	0	0	0	0	0	0	0	0	0	0	0	0	0	0	0	0	0	0	73	33.6	25 to 35	90.4	3	4.1	
19/12/2019	14:00	0	1	0	3	7	31	25	3	0	1	0	0	0	0	0	0	0	0	0	0	0	0	0	0	0	0	0	0	0	0	0	0	0	0	0	71	33.6	25 to 35	88.7	4	5.6	
19/12/2019	15:00	0	1	0	8	24	55	30	1	0	0	0	0	0	0	0	0	0	0	0	0	0	0	0	0	0	0	0	0	0	0	0	0	0	0	0	119	32.2	25 to 35	91.6	1	0.8	
19/12/2019	16:00	0	3	0	11	31	50	25	2	1	0	0	0	0	0	0	0	0	0	0	0	0	0	0	0	0	0	0	0	0	0	0	0	0	0	123	32	25 to 35	86.2	3	2.4		
19/12/2019	17:00	0	1	0	0	7	34	36	10	1	0	0	0	0	0	0	0	0	0	0	0	0	0	0	0	0	0	0	0	0	0	0	0	0	0	89	34.7	30 to 40	89.9	11	12.4		
19/12/2019	18:00	0	0	0	3	4	32	25	11	2	1	0	0	0	0	0	0	0	0	0	0	0	0	0	0	0	0	0	0	0	0	0	0	0	0	78	35.9	30 to 40	87.2	14	17.9		
19/12/2019	19:00	0	0	0	1	3	13	18	6	1	2	0	1	0	0	0	0	0	0	0	0	0	0	0	0	0	0	0	0	0	0	0	0	0	0	45	37.5	30 to 40	82.2	10	22.2		
19/12/2019	20:00	0	0	0	0	2	6	11	2	1	1	0	0	0	0	0	0	0	0	0	0	0	0	0	0	0	0	0	0	0	0	0	0	0	0	23	37.5	25 to 35	82.6	4	17.4		
19/12/2019	21:00	0	0	0	1	1	13	11	2	0	2	0	0	0	0	0	0	0	0	0	0	0	0	0	0	0	0	0	0	0	0	0	0	0	0	30	35	30 to 40	86.7	4	13.3		
19/12/2019	22:00	0	14	0	0	0	4	2	1	0	0	0	0	0	0	0	0	0	0	0	0	0	0	0	0	0	0	0	0	0	0	0	0	0	0	21	30	5 to 15	66.7	1	4.8		
19/12/2019	23:00	0	31	0	0	0	1	3	0	0	0	0	0	0	0	0	0	0	0	0	0	0	0	0	0	0	0	0	0	0	0	0	0	0	0	35	9.8	5 to 15	88.6	*	*		
24 Hr Summary		0	609	16	45	121	474	380	86	24	8	2	1	0	0	0	0	0	0	0	0	0	0	0	0	0	0	0	0	0	0	0	0	0	1766	33.1	25 to 35	55.2	121	6.9			

Date	Starting Hr:min	<5.5 to <10	10 to <15	15 to <20	20 to <25	25 to <30	30 to <35	35 to <40	40 to <45	45 to <50	50 to <55	55 to <60	60 to <65	65 to <70	70 to <75	75 to <80	80 to <85	85 to <90	90 to <95	95 to <100	100 to <105	105 to <110	110 to <115	115 to <120	120 to <125	125 to <130	130 to <135	135 to <140	140 to <145	145 to <150	150 to <155	155 to <160	160 to <165	165 to <170	170 to <175	175 to <180	180 to <185	185 to <190	190 to <195	195 to >200	Total Counts	85pct Speed	10MPH Pace	% in pace	# of Speeders	% Speeders				
20/12/2019	00:00	0	46	2	0	2	0	1	1	0	0	0	0	0	0	0	0	0	0	0	0	0	0	0	0	0	0	0	0	0	0	0	0	0	0	0	0	0	0	0	52	9.8	5 to 15	92.3	2	3.8				
20/12/2019	01:00	0	0	0	0	1	0	0	0	0	0	0	0	0	0	0	0	0	0	0	0	0	0	0	0	0	0	0	0	0	0	0	0	0	0	0	0	0	0	0	1	30	20 to 30	100.0	*	*				
20/12/2019	02:00	0	0	0	0	0	0	0	0	0	0	0	0	0	0	0	0	0	0	0	0	0	0	0	0	0	0	0	0	0	0	0	0	0	0	0	0	0	0	0	0	0	0	0	0	0	0	0	0	0
20/12/2019	03:00	0	0	0	0	0	0	1	0	0	1	0	0	0	0	0	0	0	0	0	0	0	0	0	0	0	0	0	0	0	0	0	0	0	0	0	0	0	0	0	0	2	55	30 to 40	50.0	2	100.0			
20/12/2019	04:00	0	0	0	0	0	1	0	0	0	0	0	0	0	0	0	0	0	0	0	0	0	0	0	0	0	0	0	0	0	0	0	0	0	0	0	0	0	0	0	0	1	35	25 to 35	100.0	*	*			
20/12/2019	05:00	0	0	0	1	0	1	2	0	0	0	0	0	0	0	0	0	0	0	0	0	0	0	0	0	0	0	0	0	0	0	0	0	0	0	0	0	0	0	0	4	37.5	30 to 40	75.0	2	50.0				
20/12/2019	06:00	0	0	0	0	5	8	5	3	0	1	0	0	0	0	0	0	0	0	0	0	0	0	0	0	0	0	0	0	0	0	0	0	0	0	0	0	0	0	0	22	41.7	30 to 40	81.8	9	40.9				
20/12/2019	07:00	0	6	1	1	5	16	18	8	0	1	0	0	0	0	0	0	0	0	0	0	0	0	0	0	0	0	0	0	0	0	0	0	0	0	0	0	0	0	0	56	35.6	30 to 40	75.0	9	16.1				
20/12/2019	08:00	0	8	2	2	5	48	34	4	0	0	0	0	0	0	0	0	0	0	0	0	0	0	0	0	0	0	0	0	0	0	0	0	0	0	0	0	0	0	0	103	33.4	25 to 35	84.5	4	3.9				
20/12/2019	09:00	0	5	0	11	16	16	7	0	0	0	0	0	0	0	0	0	0	0	0	0	0	0	0	0	0	0	0	0	0	0	0	0	0	0	0	0	0	0	55	34.7	25 to 35	78.2	7	12.7					

Incoming Histogram
 Mileham-12th Dec-28th Dec
 The Street, Mileham (near the Post Office) from Thu-Dec-05-2019-10-00-AM to Sat-Dec-28-2019-10-59-AM

20/12/2019	10:00	0	39	1	3	3	34	23	2	3	0	0	0	0	0	0	0	0	0	0	0	0	0	0	0	0	0	0	0	0	0	0	0	0	108	32.6	25 to 35	55.6	5	4.6
20/12/2019	11:00	0	279	34	2	6	25	13	2	2	0	0	0	0	0	0	0	0	0	0	0	0	0	0	0	0	0	0	0	0	0	0	0	363	14.4	10 to 20	86.8	4	1.1	
20/12/2019	12:00	0	1	2	1	8	37	29	7	0	0	0	0	0	0	0	0	0	0	0	0	0	0	0	0	0	0	0	0	0	0	0	85	34	25 to 35	87.1	7	8.2		
20/12/2019	13:00	0	242	32	1	7	17	12	3	0	1	0	0	0	0	0	0	0	0	0	0	0	0	0	0	0	0	0	0	0	0	0	315	14.1	10 to 20	87.3	4	1.3		
20/12/2019	14:00	0	117	51	1	3	27	27	3	0	0	1	0	0	0	0	0	0	0	0	0	0	0	0	0	0	0	0	0	0	0	0	230	29.4	10 to 20	73.5	4	1.7		
20/12/2019	15:00	0	177	5	9	31	49	25	2	1	0	0	0	0	0	0	0	0	0	0	0	0	0	0	0	0	0	0	0	0	0	299	28.3	10 to 20	63.9	3	1.0			
20/12/2019	16:00	0	55	4	2	13	33	25	10	2	0	0	0	0	0	0	0	0	0	0	0	0	0	0	0	0	0	0	0	0	0	144	33	25 to 35	49.3	12	8.3			
20/12/2019	17:00	0	10	0	1	10	36	30	5	0	2	0	0	0	0	0	0	0	0	0	0	0	0	0	0	0	0	0	0	0	0	94	33.8	25 to 35	80.9	7	7.4			
20/12/2019	18:00	0	151	18	1	5	14	20	2	2	0	0	0	0	0	0	0	0	0	0	0	0	0	0	0	0	0	0	0	0	0	213	27.1	10 to 20	79.8	4	1.9			
20/12/2019	19:00	0	391	73	1	0	8	6	2	0	0	0	0	0	0	0	0	0	0	0	0	0	0	0	0	0	0	0	0	0	0	481	11.2	10 to 20	96.7	2	0.4			
20/12/2019	20:00	0	1	0	4	7	13	7	6	1	1	0	0	0	0	0	0	0	0	0	0	0	0	0	0	0	0	0	0	0	0	40	36.7	25 to 35	67.5	8	20.0			
20/12/2019	21:00	0	0	0	2	1	4	5	3	0	0	0	0	0	0	0	0	0	0	0	0	0	0	0	0	0	0	0	0	0	0	15	36.7	30 to 40	80.0	3	20.0			
20/12/2019	22:00	0	0	0	0	1	2	5	3	3	0	0	0	0	0	0	0	0	0	0	0	0	0	0	0	0	0	0	0	0	0	14	41.7	35 to 45	78.6	6	42.9			
20/12/2019	23:00	0	0	0	0	1	5	2	3	1	0	0	0	0	0	0	0	0	0	0	0	0	0	0	0	0	0	0	0	0	0	12	38.3	30 to 40	83.3	4	33.3			
24 Hr Summary		0	1528	225	31	118	392	307	81	19	5	3	0	0	0	0	0	0	0	0	0	0	0	0	0	0	0	0	0	0	0	2709	30.1	10 to 20	65.9	108	4.0			

Date	Starting Hr:min	<5 to <10	10 to <15	15 to <20	20 to <25	25 to <30	30 to <35	35 to <40	40 to <45	45 to <50	50 to <55	55 to <60	60 to <65	65 to <70	70 to <75	75 to <80	80 to <85	85 to <90	90 to <95	95 to <100	100 to <105	105 to <110	110 to <115	115 to <120	120 to <125	125 to <130	130 to <135	135 to <140	140 to <145	145 to <150	150 to <155	155 to <160	160 to <165	165 to <170	170 to <175	175 to <180	180 to <185	185 to <190	190 to <195	195 to >200	Total Counts	85pct Speed	10MPH Pace	% in pace	# of Speeders	% Speeders
21/12/2019	00:00	0	0	0	0	0	1	0	2	2	0	0	0	0	0	0	0	0	0	0	0	0	0	0	0	0	0	0	0	0	0	0	0	0	0	0	0	0	5	47.5	40 to 50	80.0	4	80.0		
21/12/2019	01:00	0	0	0	0	0	0	2	1	0	0	0	0	0	0	0	0	0	0	0	0	0	0	0	0	0	0	0	0	0	0	0	0	0	0	0	0	0	3	45	35 to 45	100.0	3	100.0		
21/12/2019	02:00	0	0	0	0	0	0	0	0	0	0	0	0	0	0	0	0	0	0	0	0	0	0	0	0	0	0	0	0	0	0	0	0	0	0	0	0	0	0	0	0	*	*	*	*	
21/12/2019	03:00	0	0	0	0	0	1	0	1	0	0	0	0	0	0	0	0	0	0	0	0	0	0	0	0	0	0	0	0	0	0	0	0	0	0	0	0	0	2	45	35 to 45	100.0	1	50.0		
21/12/2019	04:00	0	0	0	0	0	0	0	0	0	0	0	0	0	0	0	0	0	0	0	0	0	0	0	0	0	0	0	0	0	0	0	0	0	0	0	0	0	0	0	0	*	*	*	*	
21/12/2019	05:00	0	0	0	0	0	1	1	0	0	1	0	0	0	0	0	0	0	0	0	0	0	0	0	0	0	0	0	0	0	0	0	0	0	0	0	0	0	3	55	30 to 40	66.7	2	66.7		
21/12/2019	06:00	0	0	0	0	0	2	0	1	0	1	0	0	0	0	0	0	0	0	0	0	0	0	0	0	0	0	0	0	0	0	0	0	0	0	0	0	0	4	45	35 to 45	75.0	2	50.0		
21/12/2019	07:00	0	0	0	1	3	7	11	1	4	0	0	0	0	0	0	0	0	0	0	0	0	0	0	0	0	0	0	0	0	0	0	0	0	0	0	0	0	27	40	25 to 35	77.8	5	18.5		
21/12/2019	08:00	0	127	12	1	2	15	6	6	1	0	0	0	0	0	0	0	0	0	0	0	0	0	0	0	0	0	0	0	0	0	0	0	0	0	0	0	170	25.7	10 to 20	82.4	7	4.1			

Incoming Histogram
 Mileham-12th Dec-28th Dec
 The Street, Mileham (near the Post Office)

from Thu-Dec-05-2019-10-00-AM to Sat-Dec-28-2019-10-59-AM

21/12/2019	09:00	0	1	2	1	7	29	25	1	1	0	0	0	0	0	0	0	0	0	0	0	0	0	0	0	0	0	0	0	0	0	0	0	0	0	0	67	33.4	25 to 35	91.0	2	3.0
21/12/2019	10:00	0	1	1	1	5	29	21	3	0	2	0	0	0	0	0	0	0	0	0	0	0	0	0	0	0	0	0	0	0	0	0	0	0	0	63	34	25 to 35	87.3	5	7.9	
21/12/2019	11:00	0	1	1	2	4	26	18	11	2	0	0	0	0	0	0	0	0	0	0	0	0	0	0	0	0	0	0	0	0	0	0	0	0	65	36.4	30 to 40	84.6	13	20.0		
21/12/2019	12:00	0	1	0	3	6	26	24	2	2	1	0	0	0	0	0	0	0	0	0	0	0	0	0	0	0	0	0	0	0	0	0	0	0	65	34	25 to 35	86.2	5	7.7		
21/12/2019	13:00	0	0	0	2	5	24	18	7	4	0	0	0	0	0	0	0	0	0	0	0	0	0	0	0	0	0	0	0	0	0	0	0	0	60	36.4	30 to 40	81.7	11	18.3		
21/12/2019	14:00	0	0	0	1	6	13	16	6	2	1	0	0	0	0	0	0	0	0	0	0	0	0	0	0	0	0	0	0	0	0	0	0	0	45	36.7	25 to 35	77.8	9	20.0		
21/12/2019	15:00	0	0	1	0	5	28	22	3	1	0	0	0	0	0	0	0	0	0	0	0	0	0	0	0	0	0	0	0	0	0	0	0	0	60	33.9	25 to 35	91.7	4	6.7		
21/12/2019	16:00	0	1	1	1	3	24	14	8	1	0	0	0	0	0	0	0	0	0	0	0	0	0	0	0	0	0	0	0	0	0	0	0	0	53	35.6	30 to 40	86.8	9	17.0		
21/12/2019	17:00	0	0	1	1	0	22	19	5	1	0	0	0	0	0	0	0	0	0	0	0	0	0	0	0	0	0	0	0	0	0	0	0	0	49	34.7	30 to 40	93.9	6	12.2		
21/12/2019	18:00	0	0	0	1	5	10	7	3	0	1	0	0	0	0	0	0	0	0	0	0	0	0	0	0	0	0	0	0	0	0	0	0	0	27	35	25 to 35	81.5	4	14.8		
21/12/2019	19:00	0	0	0	1	1	7	5	5	3	0	1	0	0	0	0	0	0	0	0	0	0	0	0	0	0	0	0	0	0	0	0	0	0	23	41.7	30 to 40	73.9	9	39.1		
21/12/2019	20:00	0	0	1	0	0	6	7	1	0	2	0	0	0	0	0	0	0	0	0	0	0	0	0	0	0	0	0	0	0	0	0	0	0	17	35	30 to 40	82.4	3	17.6		
21/12/2019	21:00	0	0	0	0	0	3	8	2	0	0	1	0	0	0	0	0	0	0	0	0	0	0	0	0	0	0	0	0	0	0	0	0	0	14	37.5	30 to 40	92.9	3	21.4		
21/12/2019	22:00	0	0	0	0	0	4	1	2	0	0	0	0	0	0	0	0	0	0	0	0	0	0	0	0	0	0	0	0	0	0	0	0	0	7	37.5	30 to 40	100.0	2	28.6		
21/12/2019	23:00	0	0	0	0	0	5	1	2	1	0	1	0	0	0	0	0	0	0	0	0	0	0	0	0	0	0	0	0	0	0	0	0	0	10	40	30 to 40	80.0	4	40.0		
24 Hr Summary		0	132	20	16	52	278	228	71	28	9	5	0	0	0	0	0	0	0	0	0	0	0	0	0	0	0	0	0	0	0	0	0	0	839	34.7	30 to 40	68.8	113	13.5		

Date	Starting Hr:min	<5.5 to <10	10 to <15	15 to <20	20 to <25	25 to <30	30 to <35	35 to <40	40 to <45	45 to <50	50 to <55	55 to <60	60 to <65	65 to <70	70 to <75	75 to <80	80 to <85	85 to <90	90 to <95	95 to <100	100 to <105	105 to <110	110 to <115	115 to <120	120 to <125	125 to <130	130 to <135	135 to <140	140 to <145	145 to <150	150 to <155	155 to <160	160 to <165	165 to <170	170 to <175	175 to <180	180 to <185	185 to <190	190 to <195	195 to >200	Total Counts	85pct Speed	10MPH Pace	% in pace	# of Speeders	% Speeders
22/12/2019	00:00	0	0	0	0	1	2	0	0	0	0	0	0	0	0	0	0	0	0	0	0	0	0	0	0	0	0	0	0	0	0	0	0	0	0	0	0	0	0	0	3	35	25 to 35	100.0	*	*
22/12/2019	01:00	0	0	0	0	1	0	2	1	0	0	0	0	0	0	0	0	0	0	0	0	0	0	0	0	0	0	0	0	0	0	0	0	0	0	0	0	0	0	4	40	30 to 40	75.0	3	75.0	
22/12/2019	02:00	0	0	0	0	1	6	0	0	0	0	0	0	0	0	0	0	0	0	0	0	0	0	0	0	0	0	0	0	0	0	0	0	0	0	0	0	0	0	7	34.2	25 to 35	100.0	*	*	
22/12/2019	03:00	0	0	0	0	0	1	0	1	0	0	0	0	0	0	0	0	0	0	0	0	0	0	0	0	0	0	0	0	0	0	0	0	0	0	0	0	0	0	2	45	35 to 45	100.0	1	50.0	
22/12/2019	04:00	0	0	0	0	1	0	1	1	1	0	0	0	0	0	0	0	0	0	0	0	0	0	0	0	0	0	0	0	0	0	0	0	0	0	0	0	0	0	4	45	40 to 50	75.0	3	75.0	
22/12/2019	05:00	0	0	0	0	0	1	0	0	0	0	0	0	0	0	0	0	0	0	0	0	0	0	0	0	0	0	0	0	0	0	0	0	0	0	0	0	0	0	1	35	25 to 35	100.0	*	*	
22/12/2019	06:00	0	0	0	1	2	1	0	0	1	0	0	0	0	0	0	0	0	0	0	0	0	0	0	0	0	0	0	0	0	0	0	0	0	0	0	0	0	0	5	35	25 to 35	80.0	1	20.0	
22/12/2019	07:00	0	0	0	0	4	4	1	0	2	0	0	0	0	0	0	0	0	0	0	0	0	0	0	0	0	0	0	0	0	0	0	0	0	0	0	0	0	0	11	40	30 to 40	81.8	3	27.3	

Incoming Histogram

Mileham-12th Dec-28th Dec

The Street, Mileham (near the Post Office)

from Thu-Dec-05-2019-10-00-AM to Sat-Dec-28-2019-10-59-AM

22/12/2019	08:00	0	2	1	0	2	4	4	3	0	0	0	0	0	0	0	0	0	0	0	0	0	0	0	0	0	0	0	0	0	0	0	0	0	0	0	0	16	36.7	30 to 40	68.8	3	18.8
22/12/2019	09:00	0	1	0	0	4	17	11	3	0	0	0	0	0	0	0	0	0	0	0	0	0	0	0	0	0	0	0	0	0	0	0	0	0	0	0	0	36	34.1	25 to 35	88.9	3	8.3
22/12/2019	10:00	0	5	2	2	2	23	19	8	2	1	0	0	0	0	0	0	0	0	0	0	0	0	0	0	0	0	0	0	0	0	0	0	0	0	0	64	35.6	30 to 40	78.1	11	17.2	
22/12/2019	11:00	0	18	4	1	5	29	27	3	0	0	0	0	0	0	0	0	0	0	0	0	0	0	0	0	0	0	0	0	0	0	0	0	0	0	0	87	33.1	25 to 35	70.1	3	3.4	
22/12/2019	12:00	0	1	1	1	3	22	25	6	1	0	0	0	0	0	0	0	0	0	0	0	0	0	0	0	0	0	0	0	0	0	0	0	0	0	0	60	34.6	30 to 40	88.3	7	11.7	
22/12/2019	13:00	0	1	1	4	2	25	25	3	0	2	0	0	0	0	0	0	0	0	0	0	0	0	0	0	0	0	0	0	0	0	0	0	0	0	0	63	34.2	30 to 40	84.1	5	7.9	
22/12/2019	14:00	0	1	0	0	8	22	17	4	0	0	0	0	0	0	0	0	0	0	0	0	0	0	0	0	0	0	0	0	0	0	0	0	0	0	0	52	33.8	25 to 35	90.4	4	7.7	
22/12/2019	15:00	0	0	0	0	7	22	20	12	2	1	0	0	0	0	0	0	0	0	0	0	0	0	0	0	0	0	0	0	0	0	0	0	0	0	0	64	37.1	30 to 40	84.4	15	23.4	
22/12/2019	16:00	0	1	1	1	4	13	14	1	0	0	1	0	0	0	0	0	0	0	0	0	0	0	0	0	0	0	0	0	0	0	0	0	0	0	0	36	33.9	25 to 35	86.1	2	5.6	
22/12/2019	17:00	0	1	0	0	5	16	17	8	3	1	0	0	0	0	0	0	0	0	0	0	0	0	0	0	0	0	0	0	0	0	0	0	0	0	0	51	37.5	30 to 40	80.4	12	23.5	
22/12/2019	18:00	0	0	0	1	0	16	9	5	0	1	1	0	0	0	0	0	0	0	0	0	0	0	0	0	0	0	0	0	0	0	0	0	0	0	0	33	37	30 to 40	90.9	7	21.2	
22/12/2019	19:00	0	1	0	0	0	4	8	2	1	0	0	0	0	0	0	0	0	0	0	0	0	0	0	0	0	0	0	0	0	0	0	0	0	0	0	16	37.5	30 to 40	87.5	3	18.8	
22/12/2019	20:00	0	0	1	1	0	11	6	2	2	0	0	0	0	0	0	0	0	0	0	0	0	0	0	0	0	0	0	0	0	0	0	0	0	0	0	23	37.5	30 to 40	82.6	4	17.4	
22/12/2019	21:00	0	0	0	0	0	6	5	2	1	0	0	0	0	0	0	0	0	0	0	0	0	0	0	0	0	0	0	0	0	0	0	0	0	0	0	14	37.5	30 to 40	92.9	3	21.4	
22/12/2019	22:00	0	0	0	0	0	2	1	3	0	0	1	0	0	0	0	0	0	0	0	0	0	0	0	0	0	0	0	0	0	0	0	0	0	0	0	7	40	30 to 40	85.7	4	57.1	
22/12/2019	23:00	0	0	0	0	0	1	1	0	0	0	0	0	0	0	0	0	0	0	0	0	0	0	0	0	0	0	0	0	0	0	0	0	0	0	0	3	60	25 to 35	66.7	1	33.3	
24 Hr Summary		0	32	11	11	43	243	224	69	15	10	3	1	0	0	0	0	0	0	0	0	0	0	0	0	0	0	0	0	0	0	0	0	0	0	0	662	35	30 to 40	81.0	98	14.8	

Date	Starting Hr:min	<5	5 to <10	10 to <15	15 to <20	20 to <25	25 to <30	30 to <35	35 to <40	40 to <45	45 to <50	50 to <55	55 to <60	60 to <65	65 to <70	70 to <75	75 to <80	80 to <85	85 to <90	90 to <95	95 to <100	100 to <105	105 to <110	110 to <115	115 to <120	120 to <125	125 to <130	130 to <135	135 to <140	140 to <145	145 to <150	150 to <155	155 to <160	160 to <165	165 to <170	170 to <175	175 to <180	180 to <185	185 to <190	190 to <195	195 to >200	Total Counts	85pct Speed	10MPH Pace	% in pace	# of Speeders	% Speeders						
23/12/2019	00:00	0	0	0	0	0	1	0	0	0	0	0	0	0	0	0	0	0	0	0	0	0	0	0	0	0	0	0	0	0	0	0	0	0	0	0	0	0	0	0	0	0	1	30	20 to 30	100.0	*	*					
23/12/2019	01:00	0	0	0	0	0	0	0	0	0	0	0	0	0	0	0	0	0	0	0	0	0	0	0	0	0	0	0	0	0	0	0	0	0	0	0	0	0	0	0	0	0	0	0	0	0	0	*	*	*	*		
23/12/2019	02:00	0	0	0	0	0	0	0	0	0	0	0	0	0	0	0	0	0	0	0	0	0	0	0	0	0	0	0	0	0	0	0	0	0	0	0	0	0	0	0	0	0	0	0	0	0	0	0	*	*	*	*	
23/12/2019	03:00	0	0	0	0	0	0	0	0	0	0	0	0	0	0	0	0	0	0	0	0	0	0	0	0	0	0	0	0	0	0	0	0	0	0	0	0	0	0	0	0	0	0	0	0	0	0	0	0	*	*	*	*
23/12/2019	04:00	0	0	0	0	0	0	1	0	0	0	0	0	0	0	0	0	0	0	0	0	0	0	0	0	0	0	0	0	0	0	0	0	0	0	0	0	0	0	0	0	0	0	0	0	1	35	25 to 35	100.0	*	*		
23/12/2019	05:00	0	0	0	0	0	1	2	0	2	0	0	0	0	0	0	0	0	0	0	0	0	0	0	0	0	0	0	0	0	0	0	0	0	0	0	0	0	0	0	0	0	0	0	0	5	42.5	35 to 45	80.0	2	40.0		
23/12/2019	06:00	0	0	0	0	1	0	6	2	4	0	2	0	0	0	0	0	0	0	0	0	0	0	0	0	0	0	0	0	0	0	0	0	0	0	0	0	0	0	0	0	0	0	0	0	15	45	35 to 45	80.0	8	53.3		

Incoming Histogram
 Mileham-12th Dec-28th Dec
 The Street, Mileham (near the Post Office)

from Thu-Dec-05-2019-10-00-AM to Sat-Dec-28-2019-10-59-AM

23/12/2019	07:00	0	0	2	0	0	16	16	6	1	1	0	0	0	0	0	0	0	0	0	0	0	0	0	0	0	0	0	0	0	0	0	0	0	0	0	0	0	42	36.7	30 to 40	90.5	8	19.0
23/12/2019	08:00	0	0	4	2	4	22	27	5	1	0	0	1	0	0	0	0	0	0	0	0	0	0	0	0	0	0	0	0	0	0	0	0	0	0	0	0	0	66	34.4	30 to 40	81.8	7	10.6
23/12/2019	09:00	0	2	2	3	5	24	23	11	1	1	0	0	0	0	0	0	0	0	0	0	0	0	0	0	0	0	0	0	0	0	0	0	0	0	0	0	72	35.9	30 to 40	80.6	13	18.1	
23/12/2019	10:00	0	4	4	3	4	30	22	4	0	1	0	0	0	0	0	0	0	0	0	0	0	0	0	0	0	0	0	0	0	0	0	0	0	0	0	0	72	33.6	25 to 35	77.8	5	6.9	
23/12/2019	11:00	0	1	0	4	5	29	23	1	1	0	1	0	0	0	0	0	0	0	0	0	0	0	0	0	0	0	0	0	0	0	0	0	0	0	0	0	65	33.5	25 to 35	87.7	3	4.6	
23/12/2019	12:00	0	1	0	1	2	43	31	8	0	0	0	0	0	0	0	0	0	0	0	0	0	0	0	0	0	0	0	0	0	0	0	0	0	0	0	0	86	34.2	30 to 40	95.3	8	9.3	
23/12/2019	13:00	0	1	0	4	7	27	32	5	0	1	0	0	0	0	0	0	0	0	0	0	0	0	0	0	0	0	0	0	0	0	0	0	0	0	0	0	77	34.1	25 to 35	85.7	6	7.8	
23/12/2019	14:00	0	0	3	1	2	20	33	6	0	0	0	0	0	0	0	0	0	0	0	0	0	0	0	0	0	0	0	0	0	0	0	0	0	0	0	0	65	34.4	30 to 40	90.8	6	9.2	
23/12/2019	15:00	0	4	0	2	15	39	27	5	2	0	0	0	0	0	0	0	0	0	0	0	0	0	0	0	0	0	0	0	0	0	0	0	0	0	0	94	33.7	25 to 35	86.2	7	7.4		
23/12/2019	16:00	0	0	1	1	3	36	22	5	1	1	1	0	0	0	0	0	0	0	0	0	0	0	0	0	0	0	0	0	0	0	0	0	0	0	0	71	34.3	30 to 40	88.7	8	11.3		
23/12/2019	17:00	0	2	0	2	11	48	32	5	5	0	0	0	0	0	0	0	0	0	0	0	0	0	0	0	0	0	0	0	0	0	0	0	0	0	0	105	34.1	25 to 35	86.7	10	9.5		
23/12/2019	18:00	0	0	0	3	3	18	33	10	3	2	0	0	0	0	0	0	0	0	0	0	0	0	0	0	0	0	0	0	0	0	0	0	0	0	0	72	37	30 to 40	84.7	15	20.8		
23/12/2019	19:00	0	1	1	1	3	7	13	9	3	0	1	0	0	0	0	0	0	0	0	0	0	0	0	0	0	0	0	0	0	0	0	0	0	0	0	39	38.9	30 to 40	74.4	13	33.3		
23/12/2019	20:00	0	0	0	0	2	9	9	4	1	0	0	0	0	0	0	0	0	0	0	0	0	0	0	0	0	0	0	0	0	0	0	0	0	0	0	25	36.2	30 to 40	88.0	5	20.0		
23/12/2019	21:00	0	1	0	0	2	5	3	1	2	0	0	0	0	0	0	0	0	0	0	0	0	0	0	0	0	0	0	0	0	0	0	0	0	0	0	14	40	25 to 35	71.4	3	21.4		
23/12/2019	22:00	0	0	0	0	0	1	5	4	2	0	0	0	0	0	0	0	0	0	0	0	0	0	0	0	0	0	0	0	0	0	0	0	0	0	0	12	40	35 to 45	91.7	6	50.0		
23/12/2019	23:00	0	0	0	0	1	2	4	0	0	0	0	0	0	0	0	0	0	0	0	0	0	0	0	0	0	0	0	0	0	0	0	0	0	0	0	7	33.8	25 to 35	100.0	*	*		
24 Hr Summary		0	17	17	27	70	378	364	91	29	7	5	1	0	0	0	0	0	0	0	0	0	0	0	0	0	0	0	0	0	0	0	0	0	0	0	1006	34.8	30 to 40	82.8	133	13.2		

Date	Starting Hr:min	<5	5 to <10	10 to <15	15 to <20	20 to <25	25 to <30	30 to <35	35 to <40	40 to <45	45 to <50	50 to <55	55 to <60	60 to <65	65 to <70	70 to <75	75 to <80	80 to <85	85 to <90	90 to <95	95 to <100	100 to <105	105 to <110	110 to <115	115 to <120	120 to <125	125 to <130	130 to <135	135 to <140	140 to <145	145 to <150	150 to <155	155 to <160	160 to <165	165 to <170	170 to <175	175 to <180	180 to <185	185 to <190	190 to <195	195 to >200	Total Counts	85pct Speed	10MPH Pace	% in pace	# of Speeders	% Speeders
------	-----------------	----	----------	-----------	-----------	-----------	-----------	-----------	-----------	-----------	-----------	-----------	-----------	-----------	-----------	-----------	-----------	-----------	-----------	-----------	------------	-------------	-------------	-------------	-------------	-------------	-------------	-------------	-------------	-------------	-------------	-------------	-------------	-------------	-------------	-------------	-------------	-------------	-------------	-------------	-------------	--------------	-------------	------------	-----------	---------------	------------

24/12/2019	00:00	0	0	0	0	2	0	0	0	0	0	0	0	0	0	0	0	0	0	0	0	0	0	0	0	0	0	0	0	0	0	0	0	0	0	0	0	0	0	0	2	30	20 to 30	100.0	*	*		
24/12/2019	01:00	0	0	0	0	0	0	2	1	0	0	0	0	0	0	0	0	0	0	0	0	0	0	0	0	0	0	0	0	0	0	0	0	0	0	0	0	0	0	3	45	35 to 45	100.0	3	100.0			
24/12/2019	02:00	0	0	0	0	0	0	0	0	0	0	0	0	0	0	0	0	0	0	0	0	0	0	0	0	0	0	0	0	0	0	0	0	0	0	0	0	0	0	0	0	0	0	0	0	0	0	0
24/12/2019	03:00	0	148	13	0	0	1	1	0	0	0	0	0	0	0	0	0	0	0	0	0	0	0	0	0	0	0	0	0	0	0	0	0	0	0	0	0	0	0	0	163	9.7	5 to 15	98.8	*	*		
24/12/2019	04:00	0	116	4	0	0	0	0	0	1	0	0	0	0	0	0	0	0	0	0	0	0	0	0	0	0	0	0	0	0	0	0	0	0	0	0	0	0	0	121	9.4	5 to 15	99.2	1	0.8			
24/12/2019	05:00	0	0	0	0	0	1	1	0	2	1	0	0	0	0	0	0	0	0	0	0	0	0	0	0	0	0	0	0	0	0	0	0	0	0	0	0	0	5	45	35 to 45	60.0	3	60.0				

Incoming Histogram
 Mileham-12th Dec-28th Dec
 The Street, Mileham (near the Post Office)

from Thu-Dec-05-2019-10-00-AM to Sat-Dec-28-2019-10-59-AM

24/12/2019	06:00	0	0	0	0	2	4	1	1	1	0	0	0	0	0	0	0	0	0	0	0	0	0	0	0	0	0	0	0	0	0	0	0	0	0	0	9	45	30 to 40	77.8	3	33.3
24/12/2019	07:00	0	1	0	0	4	5	11	5	1	1	0	0	0	0	0	0	0	0	0	0	0	0	0	0	0	0	0	0	0	0	0	0	0	0	28	38	30 to 40	75.0	7	25.0	
24/12/2019	08:00	0	1	0	0	4	15	14	3	1	0	0	0	0	0	0	0	0	0	0	0	0	0	0	0	0	0	0	0	0	0	0	0	0	38	34.3	25 to 35	86.8	4	10.5		
24/12/2019	09:00	0	4	1	1	9	26	17	4	4	0	0	0	0	0	0	0	0	0	0	0	0	0	0	0	0	0	0	0	0	0	0	0	0	66	34.4	25 to 35	78.8	8	12.1		
24/12/2019	10:00	0	142	69	5	17	27	13	5	0	0	0	0	0	0	0	0	0	0	0	0	0	0	0	0	0	0	0	0	0	0	0	0	278	25.6	10 to 20	77.7	5	1.8			
24/12/2019	11:00	0	113	23	3	12	25	18	3	1	0	0	0	0	0	0	0	0	0	0	0	0	0	0	0	0	0	0	0	0	0	0	0	198	28.4	10 to 20	70.2	4	2.0			
24/12/2019	12:00	0	1	1	1	2	22	28	6	1	0	0	0	0	0	0	0	0	0	0	0	0	0	0	0	0	0	0	0	0	0	0	0	62	34.6	30 to 40	90.3	7	11.3			
24/12/2019	13:00	0	2	1	2	7	48	26	3	1	0	0	0	0	0	0	0	0	0	0	0	0	0	0	0	0	0	0	0	0	0	0	0	90	33.1	25 to 35	90.0	4	4.4			
24/12/2019	14:00	0	1	1	3	6	30	25	9	1	0	0	0	0	0	0	0	0	0	0	0	0	0	0	0	0	0	0	0	0	0	0	0	76	34.8	30 to 40	84.2	10	13.2			
24/12/2019	15:00	0	3	0	1	9	37	24	5	0	0	0	0	1	1	0	0	0	0	0	0	0	0	0	0	0	0	0	0	0	0	0	0	81	34	25 to 35	86.4	7	8.6			
24/12/2019	16:00	0	0	1	1	1	28	16	5	4	1	0	0	0	0	0	0	0	0	0	0	0	0	0	0	0	0	0	0	0	0	0	0	57	36	30 to 40	86.0	10	17.5			
24/12/2019	17:00	0	2	1	2	4	6	15	6	3	0	1	0	2	0	0	0	0	0	0	0	0	0	0	0	0	0	0	0	0	0	0	0	42	40	30 to 40	64.3	12	28.6			
24/12/2019	18:00	0	1	0	1	1	8	8	8	1	0	1	0	0	0	0	0	0	0	0	0	0	0	0	0	0	0	0	0	0	0	0	0	29	38.8	30 to 40	82.8	10	34.5			
24/12/2019	19:00	0	0	1	0	2	3	11	3	0	1	0	0	0	0	0	0	0	0	0	0	0	0	0	0	0	0	0	0	0	0	0	0	21	36.7	30 to 40	81.0	4	19.0			
24/12/2019	20:00	0	0	0	0	3	7	6	1	0	0	0	0	0	0	0	0	0	0	0	0	0	0	0	0	0	0	0	0	0	0	0	0	17	33.3	25 to 35	94.1	1	5.9			
24/12/2019	21:00	0	0	0	0	1	2	5	2	2	0	0	0	0	0	0	0	0	0	0	0	0	0	0	0	0	0	0	0	0	0	0	0	12	40	30 to 40	75.0	4	33.3			
24/12/2019	22:00	0	0	0	0	2	2	5	0	0	0	1	0	0	0	0	0	0	0	0	0	0	0	0	0	0	0	0	0	0	0	0	0	10	34	25 to 35	90.0	1	10.0			
24/12/2019	23:00	0	0	0	0	1	1	2	1	1	0	0	0	0	0	0	0	0	0	0	0	0	0	0	0	0	0	0	0	0	0	0	0	6	40	25 to 35	66.7	2	33.3			
24 Hr Summary		0	535	116	20	85	298	250	72	26	5	2	1	3	1	0	0	0	0	0	0	0	0	0	0	0	0	0	0	0	0	0	0	1414	33	10 to 20	47.5	110	7.8			

Date	Starting Hr:min	<5	5 to <10	10 to <15	15 to <20	20 to <25	25 to <30	30 to <35	35 to <40	40 to <45	45 to <50	50 to <55	55 to <60	60 to <65	65 to <70	70 to <75	75 to <80	80 to <85	85 to <90	90 to <95	95 to <100	100 to <105	105 to <110	110 to <115	115 to <120	120 to <125	125 to <130	130 to <135	135 to <140	140 to <145	145 to <150	150 to <155	155 to <160	160 to <165	165 to <170	170 to <175	175 to <180	180 to <185	185 to <190	190 to <195	195 to >200	Total Counts	85pct Speed	10MPH Pace	% in pace	# of Speeders	% Speeders				
25/12/2019	00:00	0	0	0	0	1	1	1	0	0	0	0	0	0	0	0	0	0	0	0	0	0	0	0	0	0	0	0	0	0	0	0	0	0	0	0	0	0	0	0	0	3	40	30 to 40	100.0	1	33.3				
25/12/2019	01:00	0	0	0	1	1	0	1	0	0	0	0	0	0	0	0	0	0	0	0	0	0	0	0	0	0	0	0	0	0	0	0	0	0	0	0	0	0	0	0	0	3	35	15 to 25	66.7	*	*				
25/12/2019	02:00	0	0	0	0	0	0	0	0	0	0	0	0	0	0	0	0	0	0	0	0	0	0	0	0	0	0	0	0	0	0	0	0	0	0	0	0	0	0	0	0	0	0	0	0	*	*	*	*		
25/12/2019	03:00	0	0	0	0	0	0	0	0	0	0	0	0	0	0	0	0	0	0	0	0	0	0	0	0	0	0	0	0	0	0	0	0	0	0	0	0	0	0	0	0	0	0	0	0	0	0	*	*	*	*
25/12/2019	04:00	0	0	0	0	0	0	1	0	0	0	0	0	0	0	0	0	0	0	0	0	0	0	0	0	0	0	0	0	0	0	0	0	0	0	0	0	0	0	0	0	1	35	25 to 35	100.0	*	*				

Incoming Histogram
 Mileham-12th Dec-28th Dec
 The Street, Mileham (near the Post Office)

from Thu-Dec-05-2019-10-00-AM to Sat-Dec-28-2019-10-59-AM

25/12/2019	05:00	0	0	0	0	1	0	0	0	0	0	0	0	0	0	0	0	0	0	0	0	0	0	0	0	0	0	0	0	0	0	0	0	0	0	0	0	1	30	20 to 30	100.0	*	*
25/12/2019	06:00	0	0	0	0	0	0	0	1	0	0	0	0	0	0	0	0	0	0	0	0	0	0	0	0	0	0	0	0	0	0	0	0	0	0	0	1	45	35 to 45	100.0	1	100.0	
25/12/2019	07:00	0	0	0	0	1	4	3	0	1	0	0	0	0	0	0	0	0	0	0	0	0	0	0	0	0	0	0	0	0	0	0	0	0	0	9	40	30 to 40	88.9	4	44.4		
25/12/2019	08:00	0	0	0	1	3	4	0	1	0	0	0	0	0	0	0	0	0	0	0	0	0	0	0	0	0	0	0	0	0	0	0	0	0	0	9	35	25 to 35	88.9	1	11.1		
25/12/2019	09:00	0	0	1	1	1	6	8	3	0	0	0	0	0	0	0	0	0	0	0	0	0	0	0	0	0	0	0	0	0	0	0	0	0	0	20	35	30 to 40	85.0	3	15.0		
25/12/2019	10:00	0	2	1	1	1	11	18	9	5	0	1	0	0	0	0	0	0	0	0	0	0	0	0	0	0	0	0	0	0	0	0	0	0	49	39.4	30 to 40	77.6	15	30.6			
25/12/2019	11:00	0	1	1	0	3	14	23	5	0	0	0	0	0	0	0	0	0	0	0	0	0	0	0	0	0	0	0	0	0	0	0	0	0	47	34.6	30 to 40	89.4	5	10.6			
25/12/2019	12:00	0	0	0	0	1	11	17	3	1	1	0	0	0	0	0	0	0	0	0	0	0	0	0	0	0	0	0	0	0	0	0	0	0	34	35	30 to 40	91.2	5	14.7			
25/12/2019	13:00	0	1	0	1	3	13	9	0	3	0	0	0	0	0	0	0	0	0	0	0	0	0	0	0	0	0	0	0	0	0	0	0	0	30	34.4	25 to 35	83.3	3	10.0			
25/12/2019	14:00	0	0	0	0	0	5	5	4	3	0	0	0	0	0	0	0	0	0	0	0	0	0	0	0	0	0	0	0	0	0	0	0	0	17	40	30 to 40	82.4	7	41.2			
25/12/2019	15:00	0	1	0	0	0	13	8	2	0	0	0	0	0	0	0	0	0	0	0	0	0	0	0	0	0	0	0	0	0	0	0	0	0	24	40	30 to 40	95.8	2	8.3			
25/12/2019	16:00	0	0	2	1	4	7	6	2	2	0	0	0	0	0	0	0	0	0	0	0	0	0	0	0	0	0	0	0	0	0	0	0	0	24	35	25 to 35	70.8	4	16.7			
25/12/2019	17:00	0	0	0	0	2	10	6	0	0	0	0	0	0	0	0	0	0	0	0	0	0	0	0	0	0	0	0	0	0	0	0	0	0	18	32.5	25 to 35	100.0	*	*			
25/12/2019	18:00	0	0	0	0	0	3	5	3	2	0	1	0	0	0	0	0	0	0	0	0	0	0	0	0	0	0	0	0	0	0	0	0	0	14	42.5	30 to 40	78.6	6	42.9			
25/12/2019	19:00	0	0	0	0	0	7	10	1	0	1	0	0	0	0	0	0	0	0	0	0	0	0	0	0	0	0	0	0	0	0	0	0	0	19	34.5	30 to 40	94.7	2	10.5			
25/12/2019	20:00	0	0	0	1	0	7	4	1	0	0	0	0	0	0	0	0	0	0	0	0	0	0	0	0	0	0	0	0	0	0	0	0	0	13	33.8	30 to 40	92.3	1	7.7			
25/12/2019	21:00	0	0	1	1	3	10	5	2	1	0	0	0	0	0	0	0	0	0	0	0	0	0	0	0	0	0	0	0	0	0	0	0	0	23	35	25 to 35	78.3	3	13.0			
25/12/2019	22:00	0	0	1	0	2	5	1	2	0	0	0	0	0	0	0	0	0	0	0	0	0	0	0	0	0	0	0	0	0	0	0	0	0	11	35	25 to 35	72.7	2	18.2			
25/12/2019	23:00	0	0	0	0	0	1	5	1	0	0	0	0	0	0	0	0	0	0	0	0	0	0	0	0	0	0	0	0	0	0	0	0	0	7	35	30 to 40	100.0	1	14.3			
24 Hr Summary		0	5	7	7	22	129	141	42	19	3	2	0	0	0	0	0	0	0	0	0	0	0	0	0	0	0	0	0	0	0	0	0	0	377	36.1	30 to 40	82.8	66	17.5			

Date	Starting Hr:min	<5	5 to <10	10 to <15	15 to <20	20 to <25	25 to <30	30 to <35	35 to <40	40 to <45	45 to <50	50 to <55	55 to <60	60 to <65	65 to <70	70 to <75	75 to <80	80 to <85	85 to <90	90 to <95	95 to <100	100 to <105	105 to <110	110 to <115	115 to <120	120 to <125	125 to <130	130 to <135	135 to <140	140 to <145	145 to <150	150 to <155	155 to <160	160 to <165	165 to <170	170 to <175	175 to <180	180 to <185	185 to <190	190 to <195	195 to >200	Total Counts	85pct Speed	10MPH Pace	% in pace	# of Speeders	% Speeders		
26/12/2019	00:00	0	0	0	0	2	1	0	0	0	0	0	0	0	0	0	0	0	0	0	0	0	0	0	0	0	0	0	0	0	0	0	0	0	0	0	0	0	0	0	3	35	25 to 35	100.0	*	*			
26/12/2019	01:00	0	0	0	0	0	0	0	0	0	0	0	0	0	0	0	0	0	0	0	0	0	0	0	0	0	0	0	0	0	0	0	0	0	0	0	0	0	0	0	0	0	0	0	*	*	*	*	
26/12/2019	02:00	0	0	0	0	0	1	0	0	0	0	0	0	0	0	0	0	0	0	0	0	0	0	0	0	0	0	0	0	0	0	0	0	0	0	0	0	0	0	0	1	35	25 to 35	100.0	*	*			
26/12/2019	03:00	0	0	0	0	0	0	0	0	0	0	0	0	0	0	0	0	0	0	0	0	0	0	0	0	0	0	0	0	0	0	0	0	0	0	0	0	0	0	0	0	0	0	0	0	*	*	*	*

Incoming Histogram
 Mileham-12th Dec-28th Dec
 The Street, Mileham (near the Post Office)

from Thu-Dec-05-2019-10-00-AM to Sat-Dec-28-2019-10-59-AM

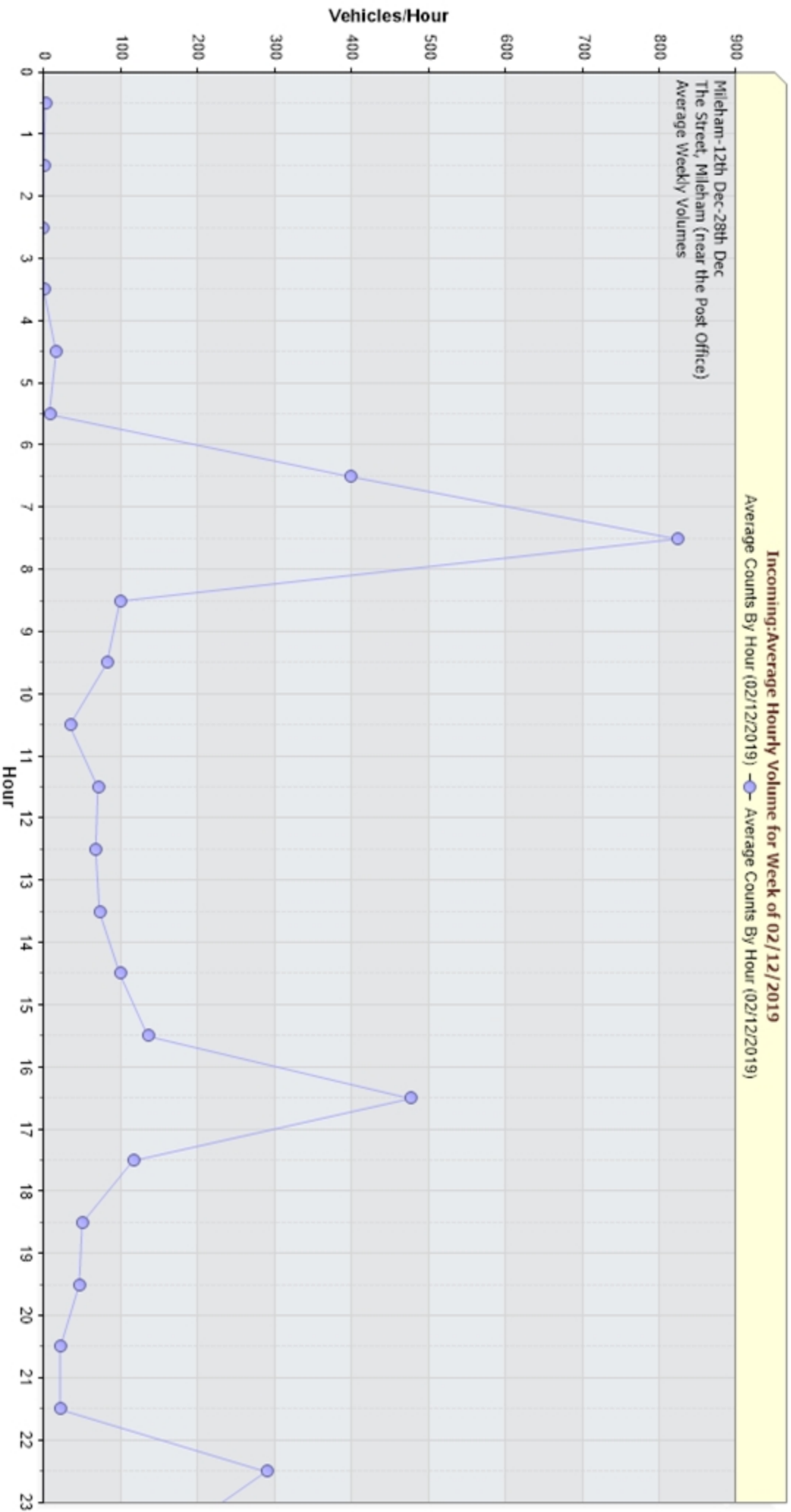
27/12/2019	03:00	0	0	0	0	0	0	0	0	0	0	0	0	0	0	0	0	0	0	0	0	0	0	0	0	0	0	0	0	0	0	0	0	0	0	0	0	0	0	*	*	*	*
27/12/2019	04:00	0	0	0	0	0	1	0	0	0	0	0	0	0	0	0	0	0	0	0	0	0	0	0	0	0	0	0	0	0	0	0	0	0	0	0	1	35	25 to 35	100.0	*	*	
27/12/2019	05:00	0	0	0	0	1	1	1	1	0	1	0	0	0	0	0	0	0	0	0	0	0	0	0	0	0	0	0	0	0	0	0	0	0	0	5	45	30 to 40	60.0	3	60.0		
27/12/2019	06:00	0	0	0	0	1	5	3	1	0	1	0	0	0	0	0	0	0	0	0	0	0	0	0	0	0	0	0	0	0	0	0	0	0	11	40	30 to 40	81.8	5	45.5			
27/12/2019	07:00	0	0	1	1	1	6	5	3	1	0	0	0	0	0	0	0	0	0	0	0	0	0	0	0	0	0	0	0	0	0	0	0	18	36.7	30 to 40	77.8	4	22.2				
27/12/2019	08:00	0	0	0	1	1	15	9	1	1	0	1	0	0	0	0	0	0	0	0	0	0	0	0	0	0	0	0	0	0	0	0	0	29	34.4	25 to 35	86.2	3	10.3				
27/12/2019	09:00	0	0	0	0	7	24	16	2	0	0	0	0	0	0	0	0	0	0	0	0	0	0	0	0	0	0	0	0	0	0	0	0	49	33.4	25 to 35	95.9	2	4.1				
27/12/2019	10:00	0	3	3	3	8	27	17	3	1	0	0	0	0	0	0	0	0	0	0	0	0	0	0	0	0	0	0	0	0	0	0	0	65	33.2	25 to 35	80.0	4	6.2				
27/12/2019	11:00	0	2	3	4	13	22	23	2	0	0	0	0	0	0	0	0	0	0	0	0	0	0	0	0	0	0	0	0	0	0	0	0	69	33.3	25 to 35	84.1	2	2.9				
27/12/2019	12:00	0	0	1	1	9	33	32	2	0	0	0	0	0	0	0	0	0	0	0	0	0	0	0	0	0	0	0	0	0	0	0	0	78	33.4	25 to 35	94.9	2	2.6				
27/12/2019	13:00	0	0	0	0	0	19	15	5	3	1	0	0	0	0	0	0	0	0	0	0	0	0	0	0	0	0	0	0	0	0	0	0	43	38	30 to 40	90.7	9	20.9				
27/12/2019	14:00	0	0	4	1	6	34	24	2	1	1	0	0	0	0	0	0	0	0	0	0	0	0	0	0	0	0	0	0	0	0	0	0	73	33.5	25 to 35	87.7	4	5.5				
27/12/2019	15:00	0	0	0	1	7	26	20	6	1	0	0	0	0	0	0	0	0	0	0	0	0	0	0	0	0	0	0	0	0	0	0	0	61	34.5	25 to 35	86.9	7	11.5				
27/12/2019	16:00	0	0	0	2	4	28	23	6	1	0	0	0	0	0	0	0	0	0	0	0	0	0	0	0	0	0	0	0	0	0	0	0	64	34.3	30 to 40	89.1	7	10.9				
27/12/2019	17:00	0	1	2	0	4	23	28	9	4	1	0	0	0	0	0	0	0	0	0	0	0	0	0	0	0	0	0	0	0	0	0	0	72	36.7	30 to 40	83.3	14	19.4				
27/12/2019	18:00	0	0	0	3	5	22	12	5	2	0	0	0	0	0	0	0	0	0	0	0	0	0	0	0	0	0	0	0	0	0	0	0	49	35	25 to 35	79.6	7	14.3				
27/12/2019	19:00	0	0	0	0	0	10	10	0	1	0	0	0	0	0	0	0	0	0	0	0	0	0	0	0	0	0	0	0	0	0	0	0	21	34	25 to 35	95.2	1	4.8				
27/12/2019	20:00	0	0	0	0	0	8	7	2	2	0	0	0	0	0	0	0	0	0	0	0	0	0	0	0	0	0	0	0	0	0	0	0	19	37.5	30 to 40	89.5	4	21.1				
27/12/2019	21:00	0	0	0	0	0	3	5	1	0	0	0	0	0	0	0	0	0	0	0	0	0	0	0	0	0	0	0	0	0	0	0	0	9	35	30 to 40	100.0	1	11.1				
27/12/2019	22:00	0	1	0	0	0	0	5	0	0	0	0	0	0	0	0	0	0	0	0	0	0	0	0	0	0	0	0	0	0	0	0	0	6	34	25 to 35	83.3	*	*				
27/12/2019	23:00	0	0	0	0	1	1	0	0	0	1	0	0	0	0	0	0	0	0	0	0	0	0	0	0	0	0	0	0	0	0	0	0	0	3	50	20 to 30	66.7	1	33.3			
24 Hr Summary		0	7	14	17	66	304	260	54	21	4	3	0	0	0	0	0	0	0	0	0	0	0	0	0	0	0	0	0	0	0	0	0	750	34.4	25 to 35	84.0	82	10.9				

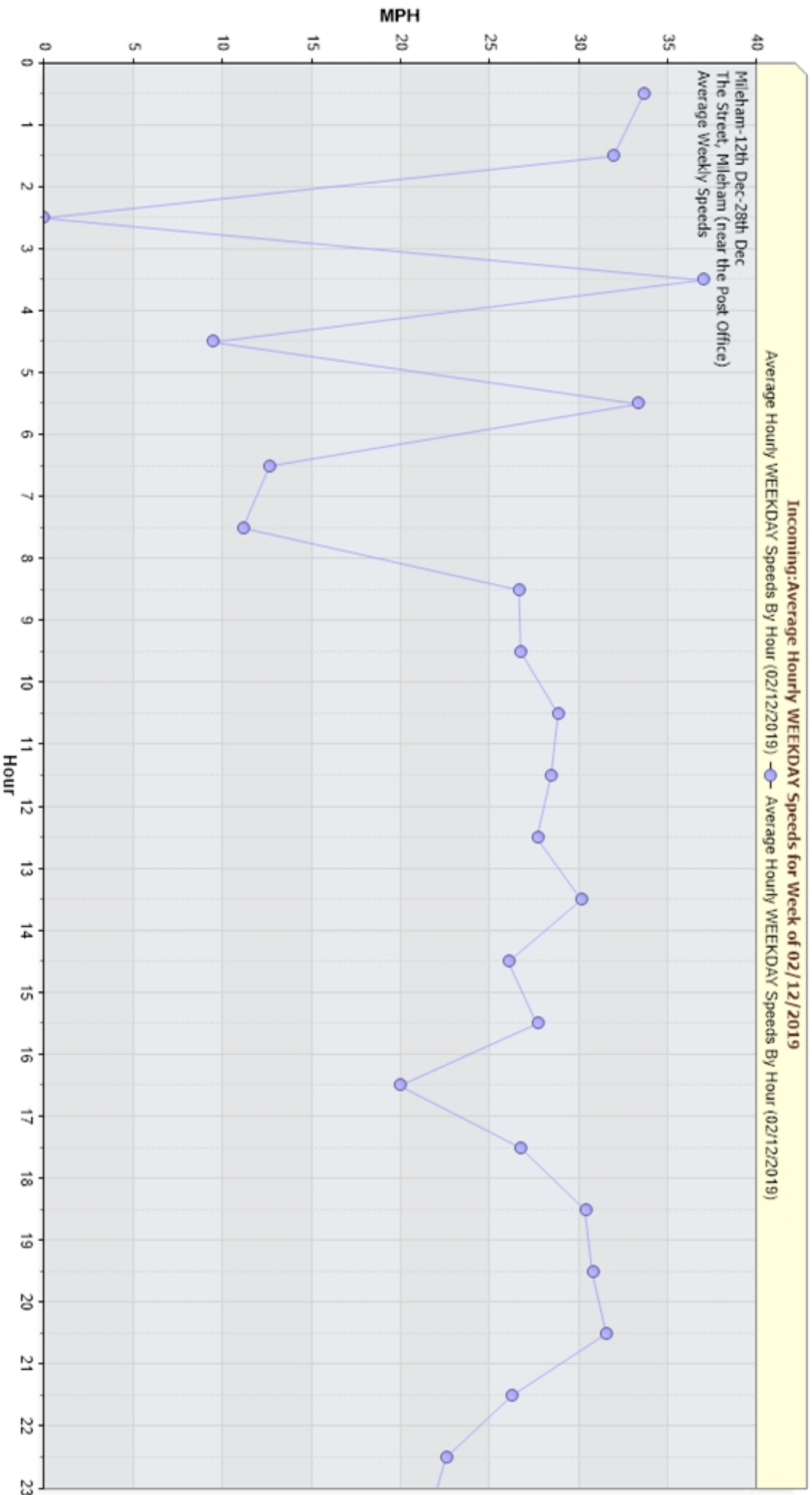
Date	Starting Hr:min	<5 to <10	10 to <15	15 to <20	20 to <25	25 to <30	30 to <35	35 to <40	40 to <45	45 to <50	50 to <55	55 to <60	60 to <65	65 to <70	70 to <75	75 to <80	80 to <85	85 to <90	90 to <95	95 to <100	100 to <105	105 to <110	110 to <115	115 to <120	120 to <125	125 to <130	130 to <135	135 to <140	140 to <145	145 to <150	150 to <155	155 to <160	160 to <165	165 to <170	170 to <175	175 to <180	180 to <185	185 to <190	190 to <195	195 to >200	Total Counts	85pct Speed	10MPH Pace	% in pace	# of Speeders	% Speeders
28/12/2019	00:00	0	0	0	0	0	3	0	0	2	0	0	0	0	0	0	0	0	0	0	0	0	0	0	0	0	0	0	0	0	0	0	0	0	0	0	0	0	0	5	47.5	25 to 35	60.0	2	40.0	
28/12/2019	01:00	0	0	0	0	1	0	1	1	0	0	0	0	0	0	0	0	0	0	0	0	0	0	0	0	0	0	0	0	0	0	0	0	0	0	0	0	0	3	45	30 to 40	66.7	2	66.7		

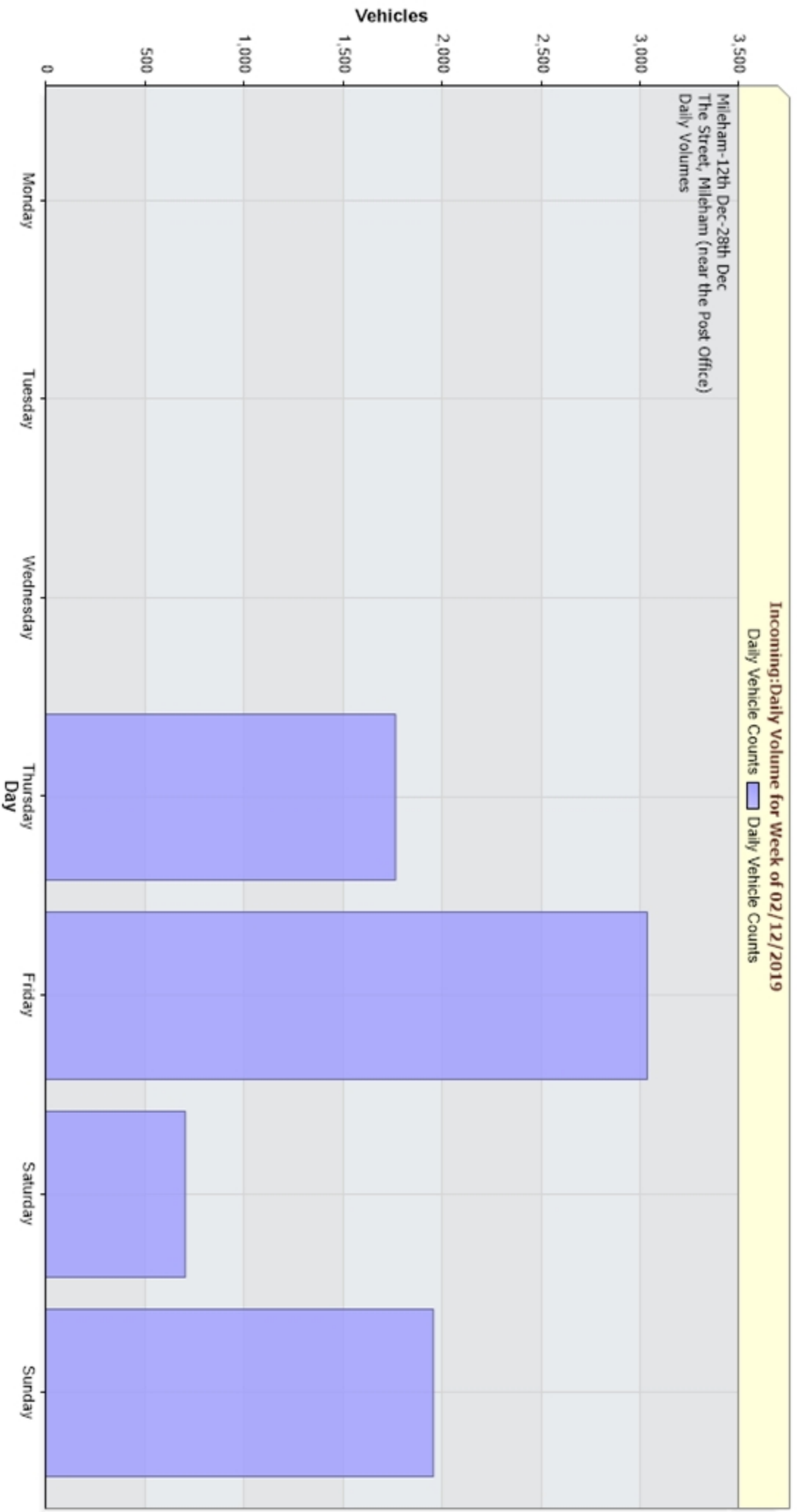
Incoming Histogram
 Mileham-12th Dec-28th Dec
 The Street, Mileham (near the Post Office)

from Thu-Dec-05-2019-10-00-AM to Sat-Dec-28-2019-10-59-AM

28/12/2019	02:00	0	0	1	1	0	0	2	0	1	0	0	0	0	0	0	0	0	0	0	0	0	0	0	0	0	0	0	0	0	0	0	0	0	0	0	0	5	35	35 to 45	60.0	1	20.0
28/12/2019	03:00	0	0	0	0	1	1	0	0	0	0	0	0	0	0	0	0	0	0	0	0	0	0	0	0	0	0	0	0	0	0	0	0	0	0	0	2	30	20 to 30	100.0	*	*	
28/12/2019	04:00	0	0	0	0	0	0	1	1	0	0	0	0	0	0	0	0	0	0	0	0	0	0	0	0	0	0	0	0	0	0	0	0	0	0	2	40	30 to 40	100.0	1	50.0		
28/12/2019	05:00	0	0	0	0	0	0	0	1	1	0	0	0	0	0	0	0	0	0	0	0	0	0	0	0	0	0	0	0	0	0	0	0	0	0	2	45	35 to 45	100.0	2	100.0		
28/12/2019	06:00	0	0	0	0	2	1	2	1	1	0	0	0	0	0	0	0	0	0	0	0	0	0	0	0	0	0	0	0	0	0	0	0	0	0	7	45	30 to 40	71.4	4	57.1		
28/12/2019	07:00	0	0	0	0	2	6	6	1	1	0	0	0	0	0	0	0	0	0	0	0	0	0	0	0	0	0	0	0	0	0	0	0	0	0	16	35	25 to 35	87.5	2	12.5		
28/12/2019	08:00	0	1	0	0	3	4	13	4	2	0	0	1	0	0	0	0	0	0	0	0	0	0	0	0	0	0	0	0	0	0	0	0	0	0	28	38.8	30 to 40	75.0	7	25.0		
28/12/2019	09:00	0	0	1	0	2	15	15	3	1	1	0	0	0	0	0	0	0	0	0	0	0	0	0	0	0	0	0	0	0	0	0	0	0	0	38	34.7	30 to 40	86.8	5	13.2		
28/12/2019	10:00	0	0	0	0	0	0	0	0	0	0	0	0	0	0	0	0	0	0	0	0	0	0	0	0	0	0	0	0	0	0	0	0	0	0	0	0	0	0	0	0	0	0
24 Hr Summary		0	1	2	1	8	29	41	13	8	4	0	1	0	0	0	0	0	0	0	0	0	0	0	0	0	0	0	0	0	0	0	0	0	0	108	34.7	25 to 35	84.0	26	24.1		







Milham-12th Dec-28th Dec
 The Street, Milham (near the Post Office)
 Daily Volumes

Vehicles

3,500

3,000

2,500

2,000

1,500

1,000

500

0

Monday

Tuesday

Wednesday

Thursday
Day

Friday

Saturday

Sunday